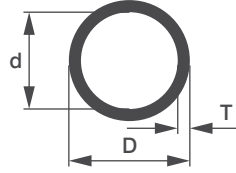




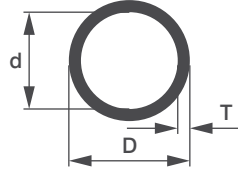
ROUND TUBES



Sl. No.	Sec. No.	D	d	T	Wt. Range KG/12'
1	1300/L	6.40	4.30	1.05	0.175 - 0.200
2	1300	6.40	4.00	1.20	0.180 - 0.210
3	1324	7.00	5.00	1.00	0.180 - 0.200
4	1312	7.50	5.50	1.00	0.200 - 0.220
5	1303	7.94	5.40	1.27	0.270 - 0.320
6	1301	8.05	6.75	0.65	0.150 - 0.175
7	1303/L	8.05	6.05	1.00	0.220 - 0.250
8	1302/L	9.00	7.80	0.60	0.160 - 0.190
9	1302	9.00	7.00	1.00	0.250 - 0.300
10	1302/H	9.00	4.00	2.50	0.500 - 0.550
11	1304/L	10.80	9.80	0.50	0.160 - 0.180
12	1306	11.10	7.20	1.95	0.550 - 0.630
13	1305/L	11.50	10.50	0.50	0.170 - 0.200
14	1305	11.50	10.20	0.65	0.225 - 0.260
15	8317	12.70	11.30	0.70	0.260 - 0.290
16	1321	12.70	9.40	1.65	0.570 - 0.630
17	1307	13.00	8.60	2.20	0.740 - 0.790
18	1316	14.00	8.00	3.00	0.900 - 1.200
19	1317	15.00	8.50	3.25	1.100 - 1.500
20	1308	15.10	14.05	0.52	0.230 - 0.280
21	1322	15.15	4.50	5.35	1.650 - 1.950
22	8316	15.80	13.40	1.20	0.530 - 0.560
23	8308	15.90	11.70	2.10	0.880 - 0.920
24	1309	16.00	12.80	1.60	0.700 - 0.760
25	1309/H	16.00	12.00	2.00	0.870 - 0.940
26	1310	16.10	11.60	2.25	0.960 - 1.200
27	1311	18.30	17.00	0.65	0.320 - 0.370
28	1313	18.60	16.90	0.85	0.470 - 0.520
29	1313/H	18.60	16.60	1.00	0.550 - 0.600
30	8355	18.65	12.10	3.27	1.500 - 1.700
31	1314	18.90	16.40	1.25	0.690 - 0.750
32	1314/H	19.10	16.10	1.50	0.780 - 0.850
33	1315	19.10	15.60	1.75	0.900 - 0.980
34	8309	19.70	15.10	2.30	1.200 - 1.300
35	8393	20.00	18.00	1.00	0.580 - 0.950



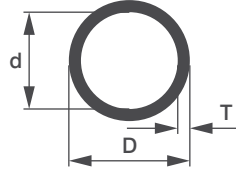
ROUND TUBES



Sl. No.	Sec. No.	D	d	T	Wt. Range KG/12'
36	8323	20.00	16.00	2.00	1.100 - 1.250
37	1323	20.00	7.50	6.25	2.600 - 2.800
38	8360	20.20	17.00	1.60	0.920 - 1.020
39	8358	20.70	7.60	6.55	2.800 - 3.100
40	8357	21.50	19.00	1.25	0.790 - 0.870
41	8356	21.80	18.40	1.70	1.050 - 1.250
42	8310	22.00	19.70	1.15	0.700 - 0.950
43	1378	22.00	18.80	1.60	1.000 - 1.200
44	8389	22.00	17.00	2.50	1.500 - 1.950
45	8364	23.60	13.00	5.30	3.000 - 3.300
46	8374	24.00	22.38	0.81	0.580 - 0.650
47	8359	24.00	20.80	1.60	1.100 - 1.200
48	8301	25.00	23.70	0.65	0.480 - 0.510
49	8339	25.00	13.00	6.00	3.500 - 3.800
50	1318	25.40	23.60	0.90	0.650 - 0.720
51	8382	25.40	22.40	1.50	1.100 - 1.500
52	1319	25.40	22.20	1.60	1.150 - 1.250
53	1320	25.40	20.50	2.45	1.720 - 2.100
54	1320/H	25.40	19.40	3.00	2.000 - 2.250
55	8324	25.40	17.40	4.00	2.650 - 2.850
56	1339	27.00	21.10	2.95	2.200 - 2.600
57	1338	28.60	24.80	1.90	1.600 - 2.000
58	8351	29.00	28.00	0.50	0.440 - 0.480
59	1327	30.00	27.60	1.20	1.000 - 1.150
60	8395	30.00	26.00	2.00	1.700 - 2.100
61	8348	31.00	24.00	3.50	2.950 - 3.250
62	1340/L	32.00	29.00	1.50	1.400 - 1.700
63	8406	32.00	28.00	2.00	1.850 - 2.150
64	1341	32.00	25.50	3.25	2.900 - 3.500
65	8336	32.00	18.00	7.00	5.400 - 5.800
66	1340	32.30	27.00	2.65	2.450 - 2.700
67	1348	33.00	31.00	1.00	0.985 - 1.100
68	1348/H	33.00	25.70	3.65	3.300 - 3.600
69	9149	33.30	26.50	3.40	3.150 - 3.850
70	1342	35.00	27.00	4.00	3.800 - 4.400



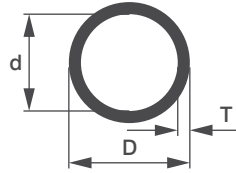
ROUND TUBES



Sl. No.	Sec. No.	D	d	T	Wt. Range KG/12'
71	8392	35.00	25.00	5.00	4.600 - 5.200
72	8401	35.00	26.00	4.50	4.250 - 4.650
73	8394	35.40	26.20	4.60	4.350 - 4.750
74	8399	35.70	26.20	4.75	4.550 - 4.950
75	8346	36.00	28.00	4.00	3.900 - 4.300
76	8398	36.00	16.00	10.00	8.000 - 8.500
77	8349	37.90	34.10	1.90	2.100 - 2.300
78	1343	38.10	36.90	0.60	0.700 - 0.900
79	1383	38.10	35.30	1.40	1.500 - 1.700
80	8353	38.10	35.25	1.42	1.600 - 1.800
81	8335	38.10	34.10	2.00	2.200 - 2.400
82	8354	38.10	32.90	2.60	2.800 - 3.100
83	1345	38.10	31.70	3.20	3.500 - 3.900
84	1346	38.10	30.18	3.96	4.200 - 4.700
85	1347	38.10	28.60	4.75	5.000 - 5.500
86	1384	38.10	26.10	6.00	5.900 - 6.200
87	8347	39.46	30.26	4.60	4.900 - 5.300
88	8320	40.00	37.00	1.50	1.800 - 2.000
89	8327	40.00	36.00	2.00	2.350 - 2.550
90	8322	40.00	32.00	4.00	4.400 - 4.800
91	8350	40.00	18.00	11.00	9.800 - 10.300
92	1349	41.00	39.00	1.00	1.230 - 1.375
93	8407	41.00	34.00	3.50	4.000 - 4.300
94	8390	41.70	32.50	4.60	5.250 - 5.750
95	8332	42.00	39.00	1.50	1.850 - 2.050
96	8371	45.00	41.00	2.00	2.600 - 3.000
97	1377	45.00	35.00	5.00	6.000 - 6.500
98	8365	45.50	42.50	1.50	2.000 - 2.200
99	1379	46.00	36.00	5.00	6.250 - 6.500
100	1351	48.00	44.00	2.00	2.850 - 3.150
101	8387	48.00	40.00	4.00	5.400 - 6.200
102	8391	48.10	38.90	4.60	6.200 - 6.700
103	8352	49.00	44.00	2.50	3.600 - 3.900
104	9101	50.00	46.00	2.00	2.900 - 3.100
105	8400	50.00	45.70	2.15	3.150 - 3.450



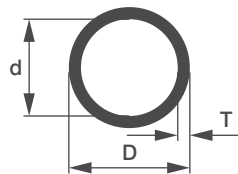
ROUND TUBES



Sl. No.	Sec. No.	D	d	T	Wt. Range KG/12'
106	1385	50.00	45.00	2.50	3.600 - 3.800
107	8331	50.00	43.70	3.15	4.500 - 4.900
108	1386	50.00	42.00	4.00	5.600 - 6.000
109	1350	50.00	40.00	5.00	6.900 - 7.600
110	8404	50.00	38.00	6.00	8.150 - 8.450
111	1387	50.00	34.00	8.00	10.200 - 10.700
112	8366	50.00	33.00	8.50	10.900 - 11.500
113	8304	50.00	30.00	10.00	12.200 - 12.700
114	8303	50.80	48.20	1.30	1.900 - 2.100
115	1380	50.80	47.60	1.60	2.400 - 2.600
116	8405	50.80	47.20	1.80	2.700 - 3.100
117	1381	50.80	46.80	2.00	3.000 - 3.250
118	1382	50.80	38.80	6.00	8.300 - 8.500
119	1352	51.00	44.80	3.10	4.600 - 5.000
120	1353	51.40	49.00	1.20	1.860 - 2.075
121	8378	52.00	44.00	4.00	5.900 - 6.300
122	8367	52.00	42.00	5.00	7.300 - 7.600
123	1375	52.00	24.00	14.00	16.000 - 17.000
124	1395	52.50	25.00	13.75	16.500 - 17.000
125	8373	55.00	50.00	2.50	4.000 - 4.800
126	8305	57.15	38.10	9.52	14.000 - 14.400
127	1371	57.50	53.50	2.00	3.400 - 3.600
128	1370	59.30	55.30	2.00	3.500 - 3.900
129	8333	60.00	56.00	2.00	3.550 - 3.850
130	8361	60.00	54.00	3.00	5.300 - 5.700
131	1360	60.00	50.00	5.00	8.600 - 9.000
132	8402	60.00	38.50	10.75	16.400 - 16.900
133	8375	62.00	59.00	1.50	2.800 - 3.200
134	1354	63.50	57.20	3.15	5.900 - 16.400
135	8321	63.50	47.50	8.00	13.700 - 14.400
136	1389	64.00	52.00	6.00	10.500 - 11.000
137	1355	65.40	63.00	1.20	2.380 - 2.650
138	8334	65.00	50.00	7.50	13.300 - 13.600
139	8403	70.00	61.00	4.50	9.150 - 9.450
140	1356	70.00	58.00	6.00	11.600 - 12.300



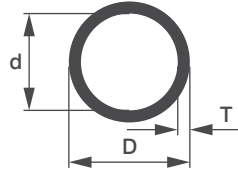
ROUND TUBES



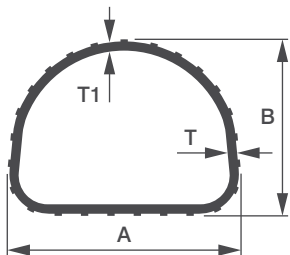
Sl. No.	Sec. No.	D	d	T	Wt. Range KG/12'
141	1393	70.00	54.00	8.00	15.300 - 16.000
142	1394	70.00	50.00	10.00	18.600 - 19.100
143	8385	72.00	69.00	1.50	3.200 - 3.700
144	1357	73.00	63.00	5.00	10.500 - 11.000
145	1376	75.00	68.64	3.18	7.000 - 7.500
146	8397	75.00	67.00	4.00	8.800 - 9.200
147	8396	75.00	65.00	5.00	10.850 - 11.250
148	1372	75.00	60.00	7.50	15.500 - 16.500
149	8372	75.00	50.00	12.50	24.200 - 24.800
150	8376	76.00	60.00	8.00	16.800 - 17.500
151	8369	76.00	57.00	9.50	19.600 - 20.400
152	8329	76.20	73.60	1.30	3.000 - 3.300
153	8337	76.20	72.80	1.70	3.900 - 4.300
154	8311	76.20	38.10	19.05	33.400 - 34.000
155	1326	76.50	70.20	3.15	7.200 - 7.600
156	1388	76.50	64.50	6.00	13.000 - 13.500
157	8325	80.00	68.00	6.00	13.700 - 14.400
158	1373	80.00	65.00	7.50	17.000 - 17.600
159	1328	80.00	64.00	8.00	17.850 - 18.350
160	8302	80.00	60.00	10.00	21.200 - 21.700
161	8312	82.55	63.55	9.50	21.300 - 21.900
162	8380	84.50	76.20	4.15	10.350 - 10.650
163	8370	85.00	57.00	14.00	30.800 - 31.500
164	8318	85.40	67.00	9.20	21.500 - 22.400
165	8319	86.00	60.00	13.00	29.400 - 30.500
166	1358	88.90	83.90	2.50	6.700 - 7.100
167	8383	88.90	77.90	5.50	14.200 - 14.600
168	1392	88.90	76.20	6.35	16.100 - 16.500
169	8314	88.90	72.90	8.00	19.700 - 20.400
170	8315	88.90	68.90	10.00	24.000 - 25.000
171	8313	88.90	50.80	19.05	40.800 - 42.000
172	1329	100.00	84.00	8.00	22.800 - 23.300
173	1396	101.60	99.06	1.27	3.850 - 4.100
174	8386	101.60	97.60	2.00	6.100 - 6.500
175	1359	101.60	95.60	3.00	9.100 - 9.500



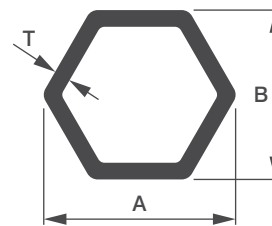
ROUND TUBES



Sl. No.	Sec. No.	D	d	T	Wt. Range KG/12'
176	1391	101.60	93.60	4.00	12.000 - 12.500
177	8381	101.60	91.60	5.00	14.900 - 15.400
178	1390	101.60	89.60	6.00	17.500 - 18.000
179	8328	101.60	85.40	8.10	23.400 - 24.300
180	8344	101.60	30.00	35.80	72.700 - 74.200
181	8384	108.00	87.00	10.50	31.700 - 32.500
182	8341	112.00	87.00	12.50	38.500 - 39.600
183	6222	114.50	107.50	3.50	11.900 - 12.500
184	8388	122.00	83.00	19.50	62.000 - 62.700
185	8338	125.00	112.00	6.50	23.800 - 24.600
186	6221	127.00	120.00	3.50	13.400 - 14.000
187	1397	127.00	118.00	4.50	16.500 - 17.500
188	8363	130.00	120.00	5.00	19.300 - 20.000
189	8306	133.25	82.50	25.37	84.000 - 86.000
190	1374	140.00	125.00	7.50	30.500 - 31.500
191	8343	145.00	110.00	17.50	68.800 - 70.200
192	8340	148.00	116.00	16.00	65.000 - 66.800
193	1399	150.00	142.00	4.00	17.800 - 18.500
194	8362	150.00	140.00	5.00	22.400 - 23.100
195	8342	150.00	134.00	8.00	35.000 - 36.100
196	8368	150.00	130.00	10.00	43.400 - 44.500
197	1398	152.00	149.00	1.50	6.800 - 7.300
198	8326	152.00	132.00	10.00	43.800 - 44.400
199	8345	157.00	124.00	16.50	71.500 - 73.300
200	8330	162.00	155.00	3.50	17.100 - 17.800
201	8307	162.00	151.00	5.50	26.200 - 27.200
202	8379	162.40	152.40	5.00	24.300 - 25.500
203	8377	180.00	168.00	6.00	32.400 - 33.300



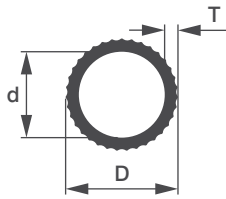
Sl. No.	Sec. No.	A	B	T	T1	Wt. Range KG/12'
1	1325	44.50	33.60	1.80	2.20	2.250 - 2.550



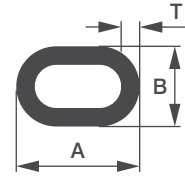
Sl. No.	Sec. No.	A	B	T	Wt. Range KG/12'
1	1362/R	8.00	7.10	0.70	0.150 - 0.170



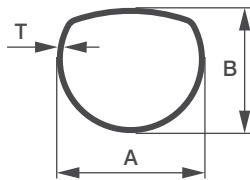
ROUND TUBES



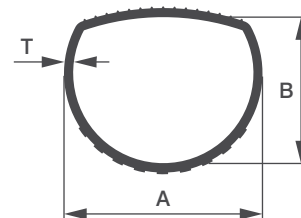
Sl. No.	Sec. No.	D	d	T	Wt. Range KG/12'
1	1331/L	18.00	16.50	0.45	0.280 - 0.330
2	1331	18.00	16.50	0.55	0.350 - 0.400
3	1332	18.00	16.10	0.75	0.500 - 0.550
4	1334	24.50	22.00	0.75	0.670 - 0.720
5	1333/L	25.00	23.40	0.50	0.400 - 0.450
6	1333	25.00	23.40	0.60	0.460 - 0.500
7	1335	25.40	21.50	0.90	0.780 - 0.850
8	1336	25.50	19.80	1.60	1.450 - 1.700
9	1330	28.00	26.50	0.45	0.480 - 0.530



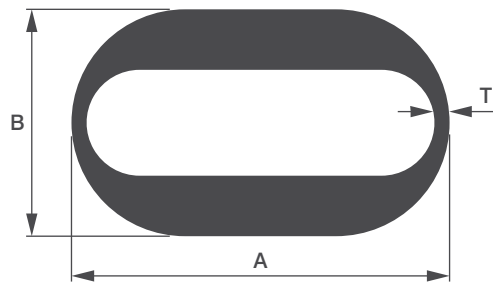
Sl. No.	Sec. No.	A	B	T	Wt. Range KG/12'
1	1954	11.40	5.50	0.60	0.160 - 0.250
2	1953	13.00	7.10	0.60	0.200 - 0.280
3	5074	14.00	7.00	1.50	0.400 - 0.600
4	1952	14.70	8.40	0.70	0.260 - 0.320
5	1951	16.75	10.80	0.70	0.320 - 0.380
6	1955	20.00	9.00	1.20	0.550 - 0.650
7	1363	20.00	13.00	3.00	1.350 - 1.500
8	1367	24.30	7.20	1.25	0.600 - 0.660
9	1361	35.20	9.00	0.90	0.780 - 0.820
10	1365	50.00	30.00	4.00	4.800 - 5.200



Sl. No.	Sec. No.	A	B	T	Wt. Range KG/12'
1	1368	39.20	35.20	1.60	1.750 - 1.850



Sl. No.	Sec. No.	A	B	T	Wt. Range KG/12'
1	1369	35.00	25.80	1.60	1.600 - 1.700



Sl. No.	Sec. No.	A	B	T	Wt. Range KG/12'
1	1364	50.00	30.00	2.00	6.900 - 7.300