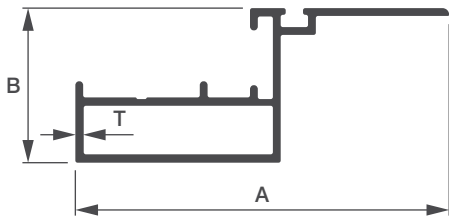
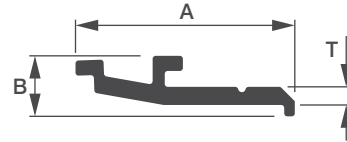




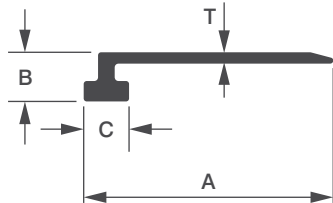
SUB FRAMES



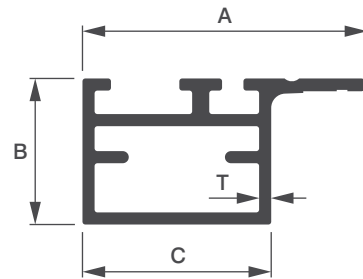
Sl. No.	Sec. No.	A	B	T	Wt. Range KG/12'
1	1899	67.00	27.70	1.40	2.100 - 2.300



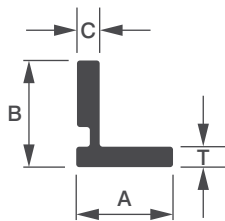
Sl. No.	Sec. No.	A	B	T	Wt. Range KG/12'
1	4584	29.00	8.00	2.40	0.800 - 1.000



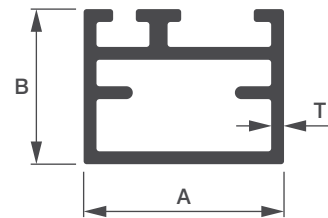
Sl. No.	Sec. No.	A	B	C	T	Wt. Range KG/12'
1	1694	33.00	6.50	6.00	1.50	0.650 - 0.750



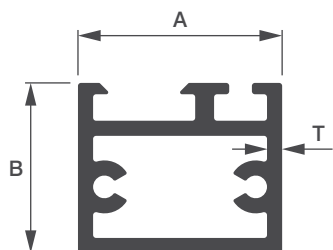
Sl. No.	Sec. No.	A	B	C	T	Wt. Range KG/12'
1	1695	40.00	20.50	26.50	1.70	2.100 - 2.300



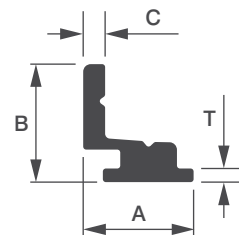
Sl. No.	Sec. No.	A	B	C	T	Wt. Range KG/12'
1	1696	12.80	14.10	3.00	2.70	0.600 - 0.700



Sl. No.	Sec. No.	A	B	T	Wt. Range KG/12'
1	4179	26.50	20.50	1.70	1.850 - 1.950



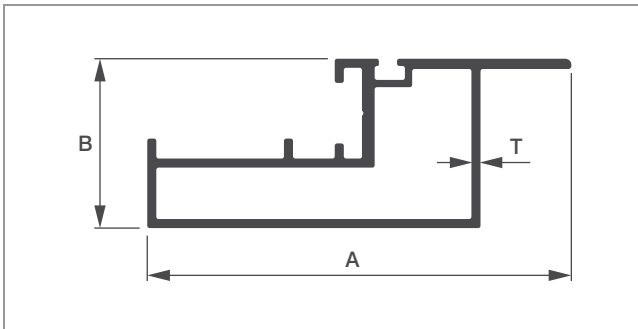
Sl. No.	Sec. No.	A	B	T	Wt. Range KG/12'
1	1671	27.00	22.50	2.00	2.300 - 2.500



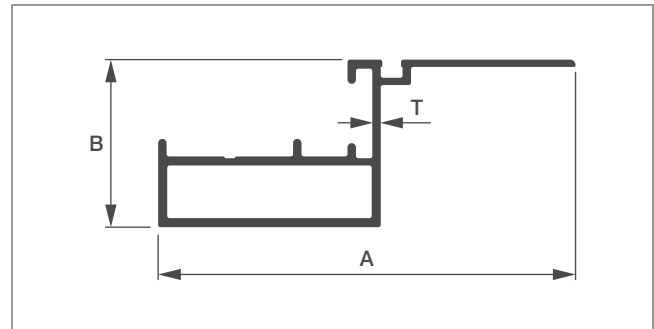
Sl. No.	Sec. No.	A	B	C	T	Wt. Range KG/12'
1	7223	14.60	15.60	2.90	1.80	0.800 - 0.900



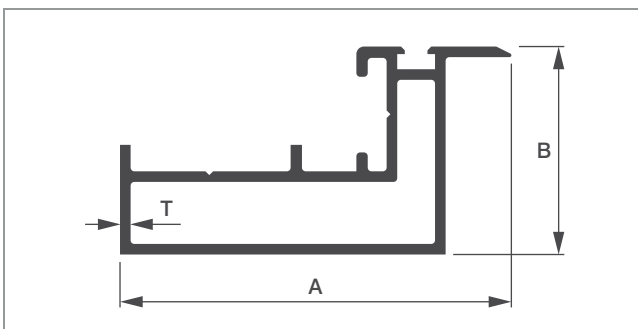
SUB FRAMES



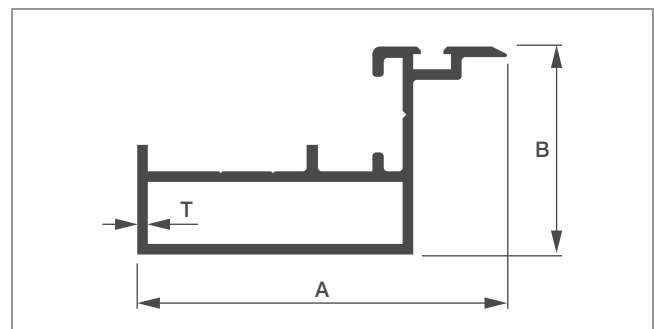
Sl. No.	Sec. No.	A	B	T	Wt. Range KG/12'
1	7249	70.10	28.00	1.50	3.000 - 3.300



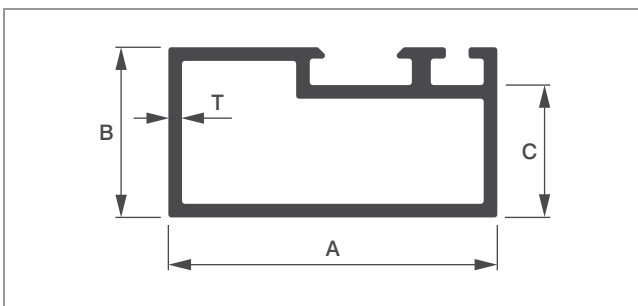
Sl. No.	Sec. No.	A	B	T	Wt. Range KG/12'
1	7250	69.00	27.70	1.40	2.100 - 2.300



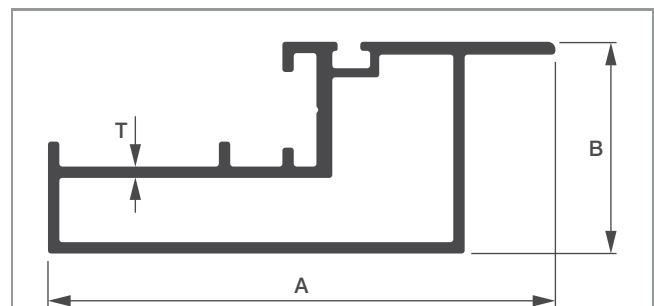
Sl. No.	Sec. No.	A	B	T	Wt. Range KG/12'
1	7365	51.75	27.50	1.40	2.200 - 2.400



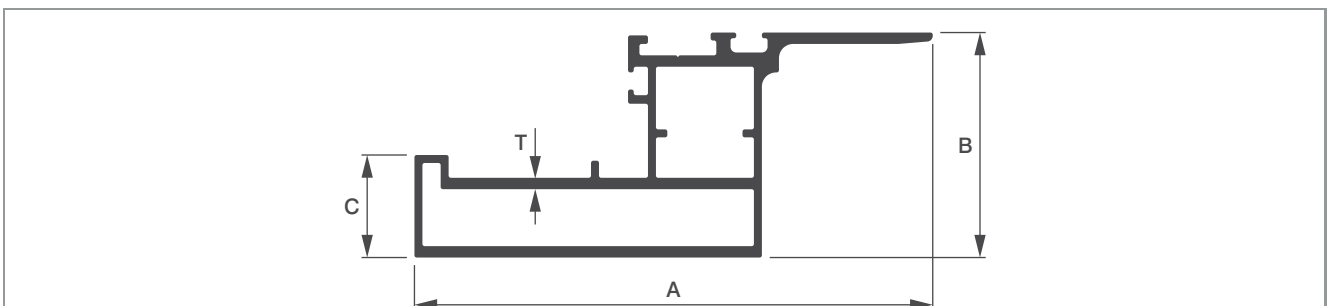
Sl. No.	Sec. No.	A	B	T	Wt. Range KG/12'
1	7368	48.90	27.50	1.40	1.950 - 2.100



Sl. No.	Sec. No.	A	B	C	T	Wt. Range KG/12'
1	1693	43.50	22.50	17.50	1.80	2.200 - 2.400



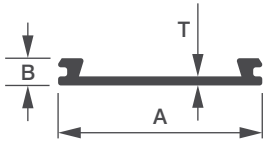
Sl. No.	Sec. No.	A	B	T	Wt. Range KG/12'
1	1687	67.10	28.00	1.50	3.000 - 3.200



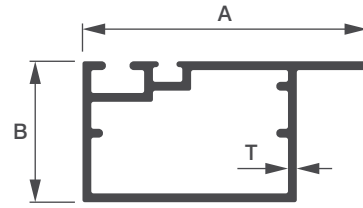
Sl. No.	Sec. No.	A	B	C	T	Wt. Range KG/12'
1	1682	91.00	39.50	18.00	2.00	4.900 - 5.400



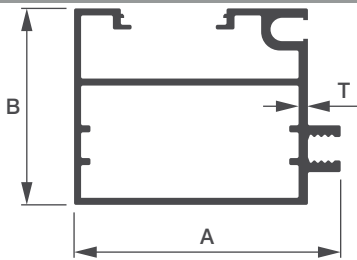
SUB FRAMES



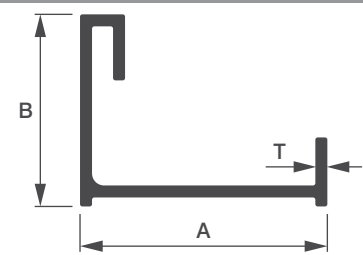
Sl. No.	Sec. No.	A	B	T	Wt. Range KG/12'
1	7302	22.50	3.00	1.00	0.300 - 0.330



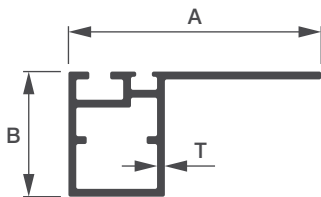
Sl. No.	Sec. No.	A	B	T	Wt. Range KG/12'
1	7307	48.50	24.00	1.50	2.100 - 2.300



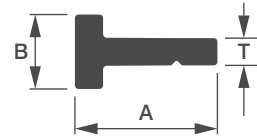
Sl. No.	Sec. No.	A	B	T	Wt. Range KG/12'
1	7303	57.00	42.00	2.00	3.900 - 4.300



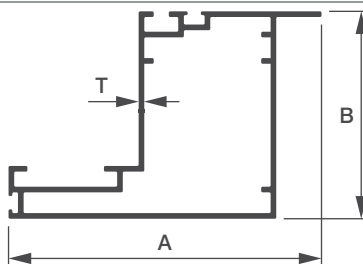
Sl. No.	Sec. No.	A	B	T	Wt. Range KG/12'
1	7304	41.20	32.00	2.00	1.800 - 2.000



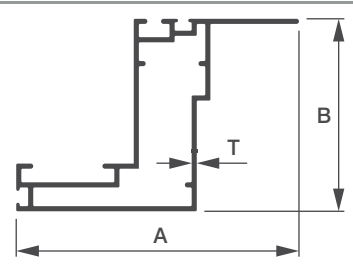
Sl. No.	Sec. No.	A	B	T	Wt. Range KG/12'
1	7306	48.50	24.00	1.50	1.800 - 2.000



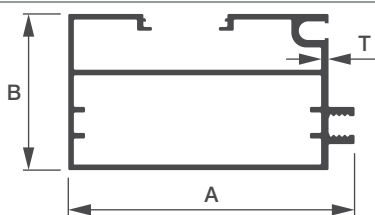
Sl. No.	Sec. No.	A	B	T	Wt. Range KG/12'
1	7305	15.70	8.20	3.00	0.620 - 0.680



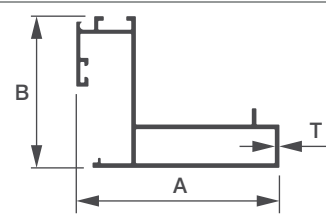
Sl. No.	Sec. No.	A	B	T	Wt. Range KG/12'
1	7313	83.00	55.00	1.50	4.300 - 4.700



Sl. No.	Sec. No.	A	B	T	Wt. Range KG/12'
1	7308	83.00	56.50	1.50	4.100 - 4.500



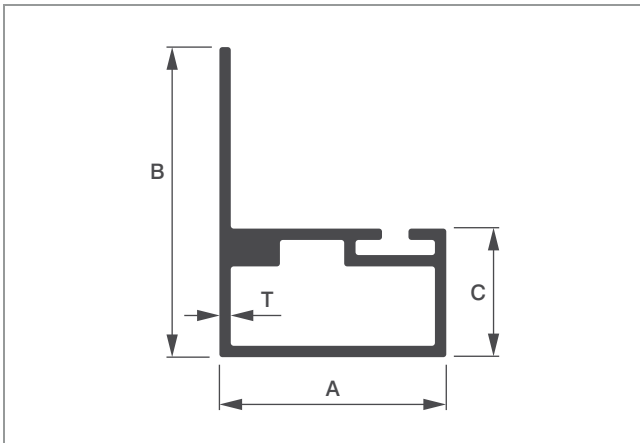
Sl. No.	Sec. No.	A	B	T	Wt. Range KG/12'
1	7312	77.00	42.00	2.00	4.900 - 5.300



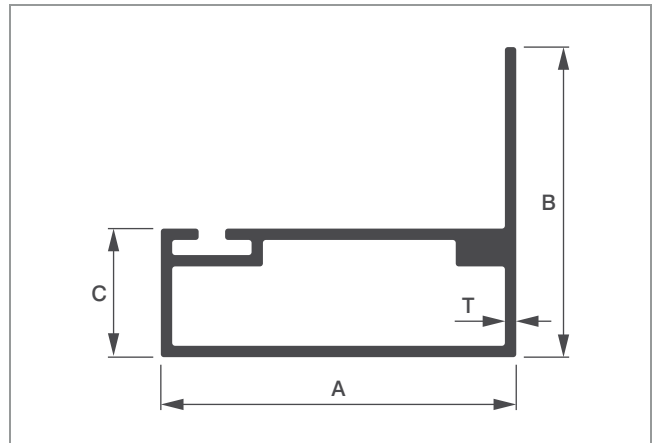
Sl. No.	Sec. No.	A	B	T	Wt. Range KG/12'
1	7231	69.00	56.00	1.70	4.200 - 4.500



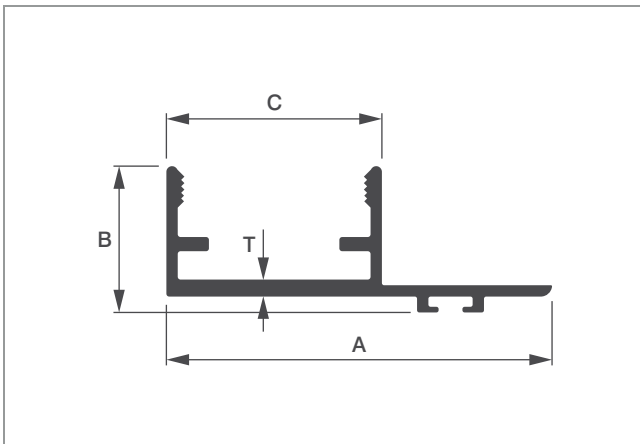
SUB FRAMES



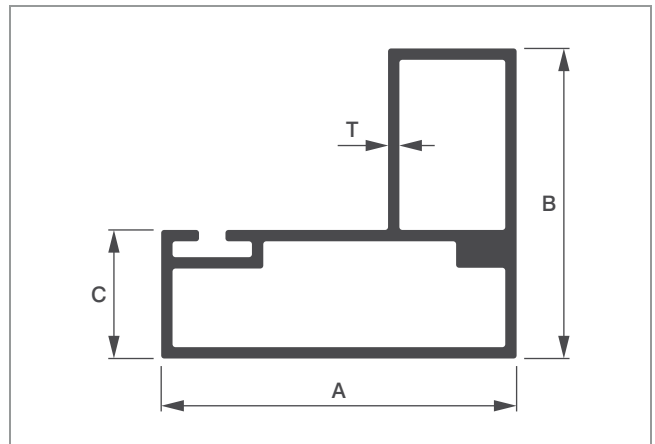
Sl. No.	Sec. No.	A	B	C	T	Wt. Range KG/12'
1	7209	30.00	41.00	17.00	1.50	2.050 - 2.250



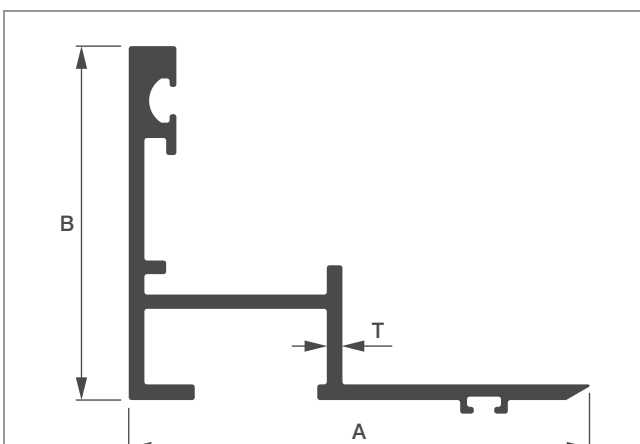
Sl. No.	Sec. No.	A	B	C	T	Wt. Range KG/12'
1	7210	47.00	41.00	17.00	1.50	2.550 - 2.750



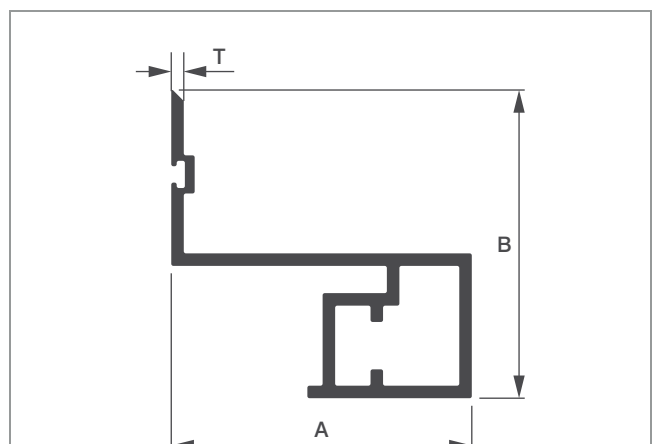
Sl. No.	Sec. No.	A	B	C	T	Wt. Range KG/12'
1	7211	68.00	25.80	38.00	3.00	2.800 - 3.100



Sl. No.	Sec. No.	A	B	C	T	Wt. Range KG/12'
1	7214	47.00	41.00	17.00	1.50	3.100 - 3.400



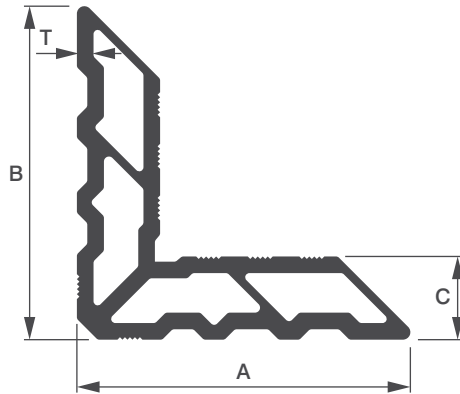
Sl. No.	Sec. No.	A	B	T	Wt. Range KG/12'
1	7212	67.70	52.00	2.30	3.725 - 3.950



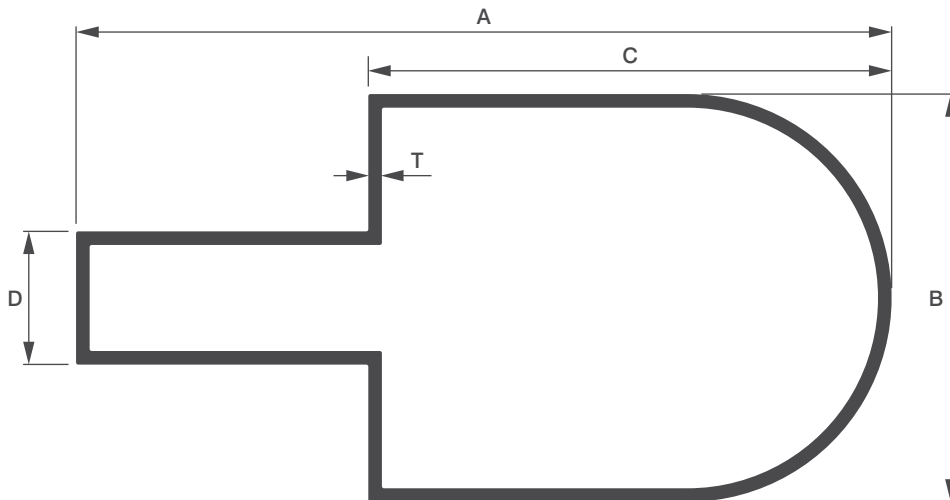
Sl. No.	Sec. No.	A	B	T	Wt. Range KG/12'
1	7213	55.20	56.60	2.30	4.000 - 4.200



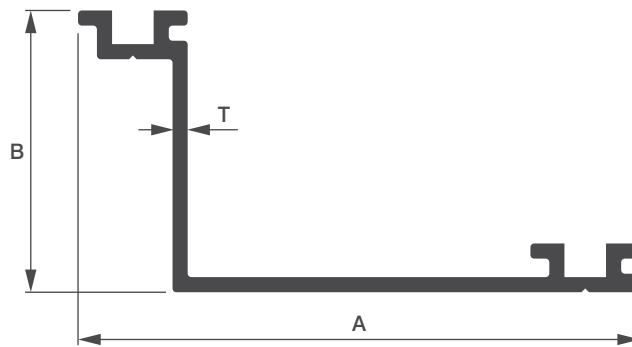
SUB FRAMES



Sl. No.	Sec. No.	A	B	C	T	Wt. Range KG/12'
1	7134	80.15	80.15	20.00	3.00	12.300 - 12.700



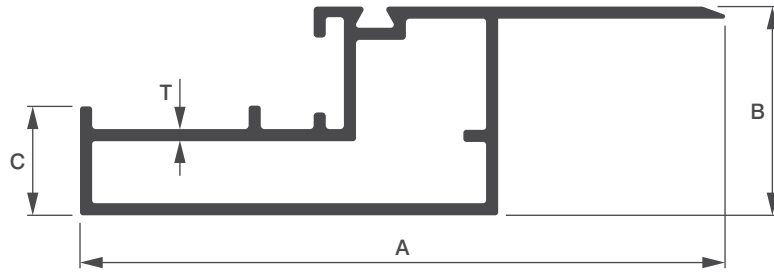
Sl. No.	Sec. No.	A	B	C	D	T	Wt. Range KG/12'
1	7300	150.00	75.00	96.25	24.50	2.50	10.100 - 10.600



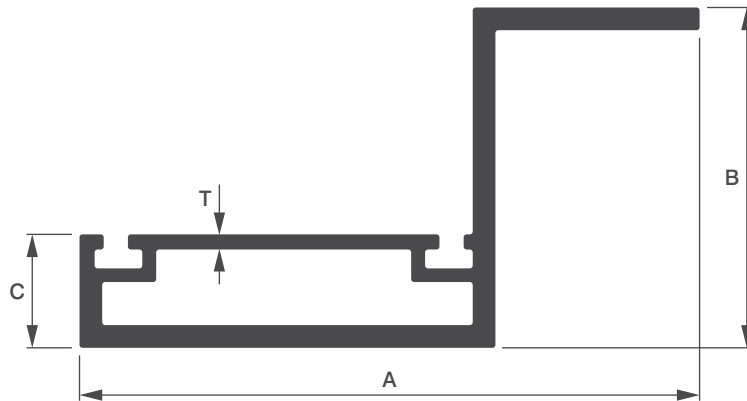
Sl. No.	Sec. No.	A	B	T	Wt. Range KG/12'
1	7366	74.32	37.26	2.00	2.550 - 2.750



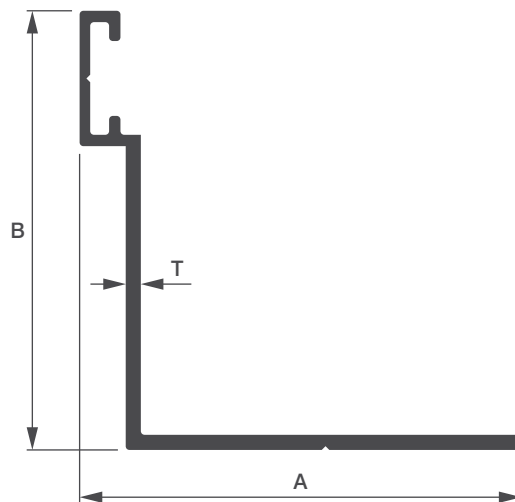
SUB FRAMES



Sl. No.	Sec. No.	A	B	C	T	Wt. Range KG/12'
1	7706	85.30	27.60	14.40	1.60	3.300 - 3.900



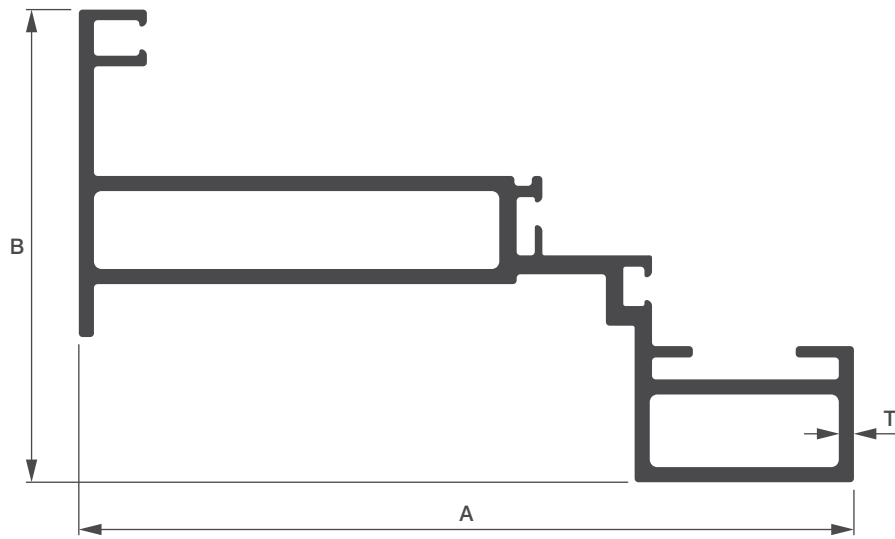
Sl. No.	Sec. No.	A	B	C	T	Wt. Range KG/12'
1	1876	82.00	45.00	15.00	2.00	5.100 - 5.500



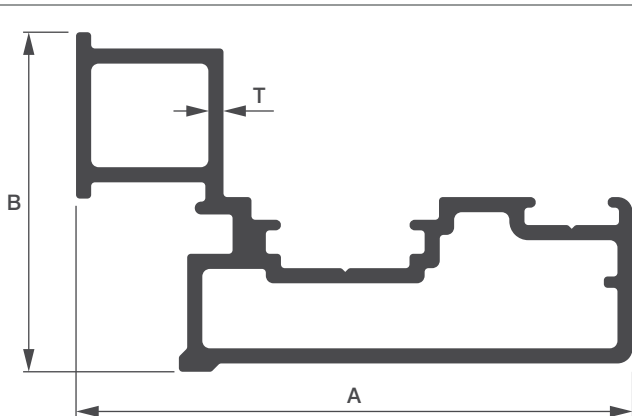
Sl. No.	Sec. No.	A	B	T	Wt. Range KG/12'
1	7367	58.44	58.00	2.00	2.200 - 2.400



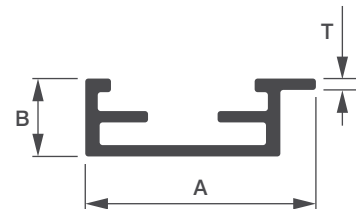
SUB FRAMES



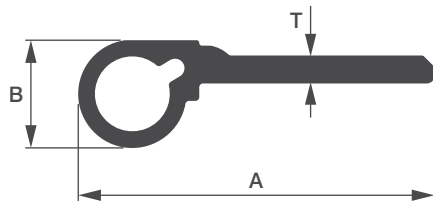
Sl. No.	Sec. No.	A	B	T	Wt. Range KG/12'
1	5318	102.50	62.50	2.00	6.200 - 6.600



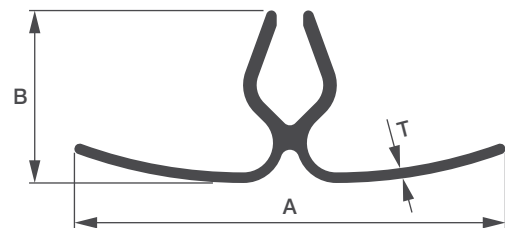
Sl. No.	Sec. No.	A	B	T	Wt. Range KG/12'
1	5319	73.60	44.90	2.00	2.800 - 3.100



Sl. No.	Sec. No.	A	B	T	Wt. Range KG/12'
1	5320/R	30.50	10.30	1.50	1.000 - 1.100



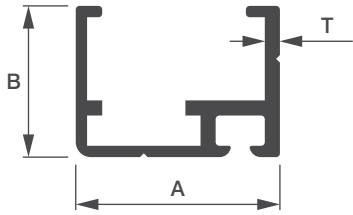
Sl. No.	Sec. No.	A	B	T	Wt. Range KG/12'
1	5321	47.10	14.24	3.70	2.100 - 2.300



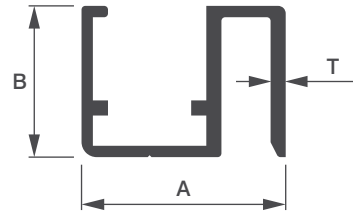
Sl. No.	Sec. No.	A	B	T	Wt. Range KG/12'
1	5323	57.00	22.80	1.40	1.500 - 1.700



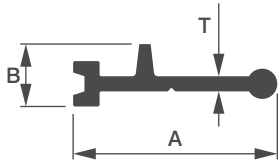
SUB FRAMES



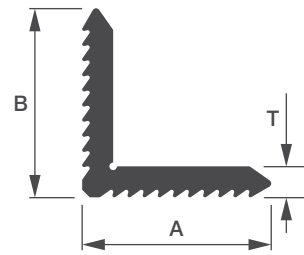
Sl. No.	Sec. No.	A	B	T	Wt. Range KG/12'
1	5371	27.00	20.00	2.00	1.350 - 1.500



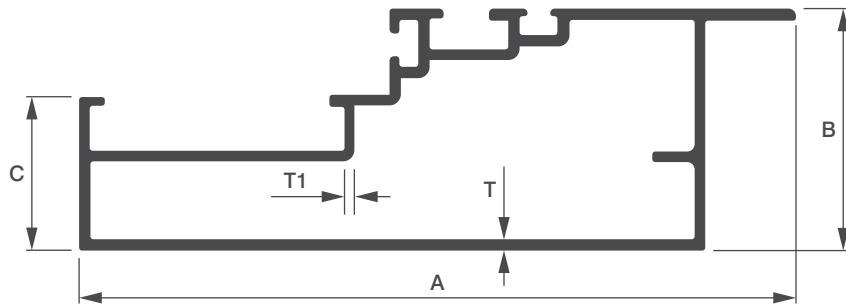
Sl. No.	Sec. No.	A	B	T	Wt. Range KG/12'
1	5372	27.00	20.00	2.00	1.450 - 1.600



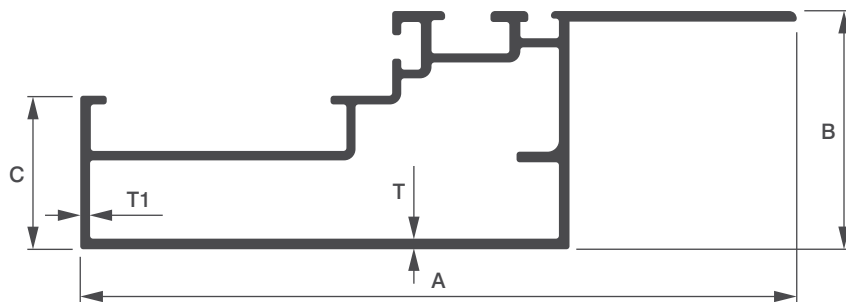
Sl. No.	Sec. No.	A	B	T	Wt. Range KG/12'
1	5373	27.00	8.25	2.00	0.760 - 0.840



Sl. No.	Sec. No.	A	B	T	Wt. Range KG/12'
1	5374	25.00	25.00	4.10	1.500 - 1.650




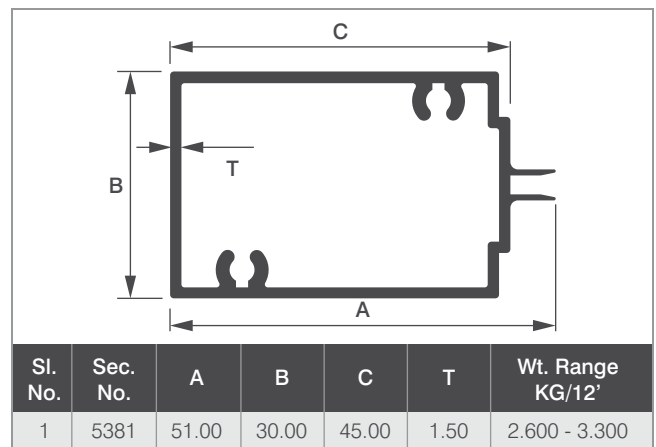
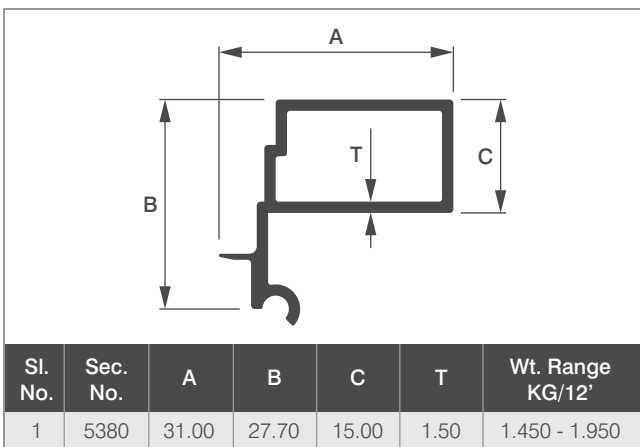
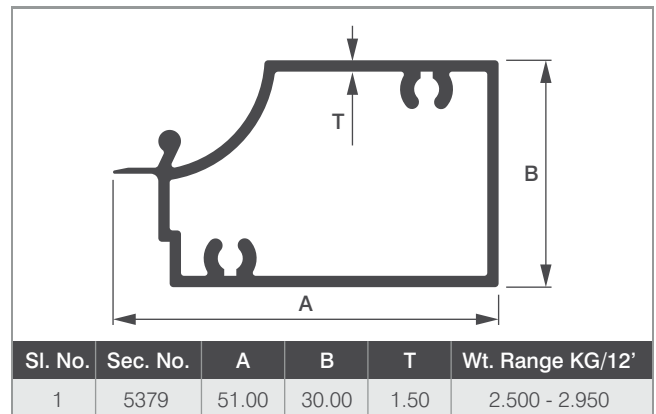
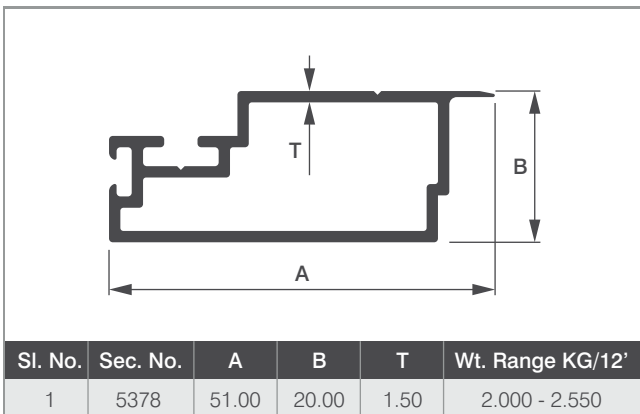
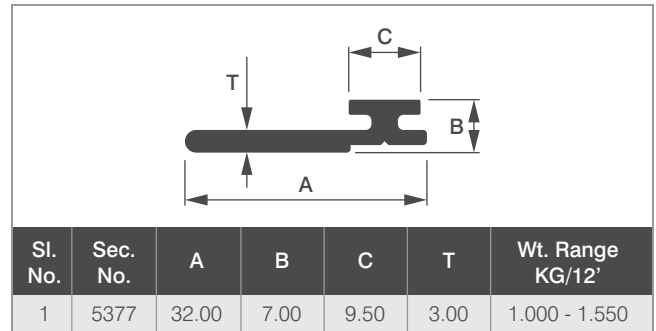
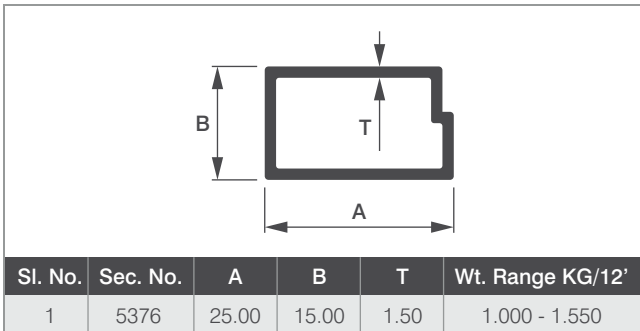
Sl. No.	Sec. No.	A	B	C	T	T1	Wt. Range KG/12'
1	7333	94.80	32.00	20.30	1.50	1.30	3.900 - 4.300



Sl. No.	Sec. No.	A	B	C	T	T1	Wt. Range KG/12'
1	7334	94.75	31.50	20.30	1.40	1.25	3.300 - 3.600

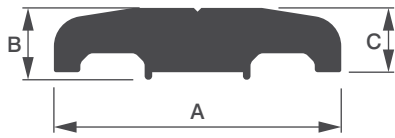


SUB FRAMES

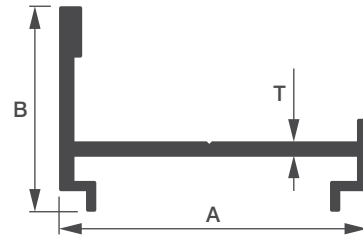




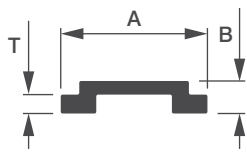
SUB FRAMES



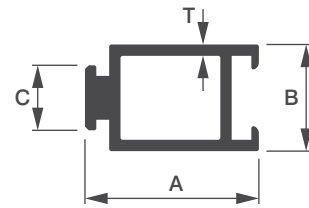
Sl. No.	Sec. No.	A	B	C	Wt. Range KG/12'
1	5459	38.00	9.50	8.50	2.600 - 3.200



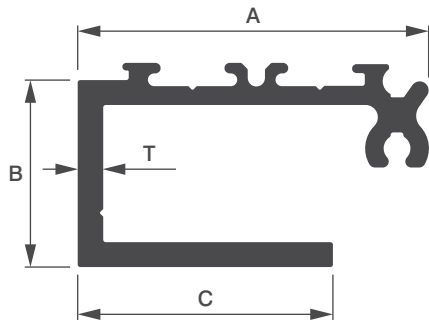
Sl. No.	Sec. No.	A	B	T	Wt. Range KG/12'
1	5461	60.00	40.00	3.00	3.450 - 3.950



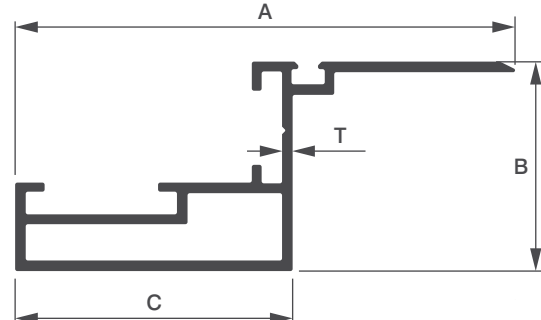
Sl. No.	Sec. No.	A	B	T	Wt. Range KG/12'
1	5469	19.40	4.30	2.50	0.450 - 0.950



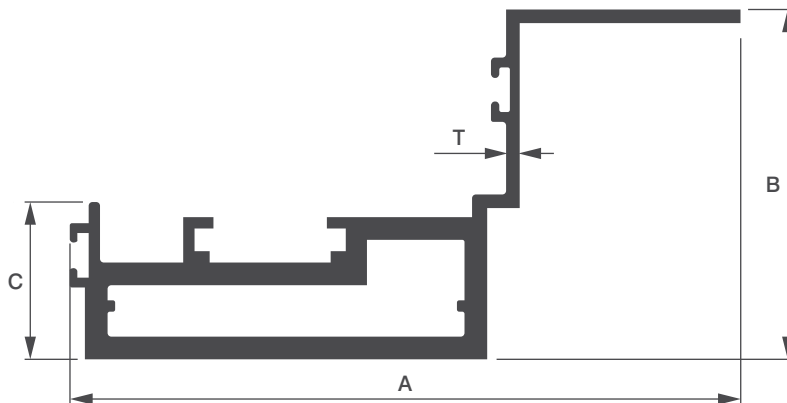
Sl. No.	Sec. No.	A	B	C	T	Wt. Range KG/12'
1	5463/R	23.00	14.10	8.60	1.50	1.160 - 1.550



Sl. No.	Sec. No.	A	B	C	T	Wt. Range KG/12'
1	5467	55.00	29.30	40.00	4.00	5.100 - 5.600



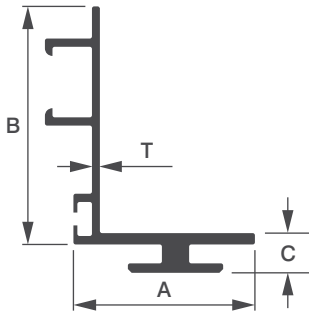
Sl. No.	Sec. No.	A	B	C	T	Wt. Range KG/12'
1	7708	66.10	27.70	36.70	1.40	2.100 - 2.600



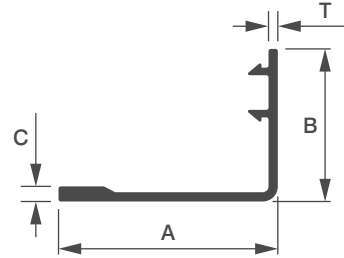
Sl. No.	Sec. No.	A	B	C	T	Wt. Range KG/12'
1	5462	88.70	46.26	20.80	1.80	5.400 - 5.900



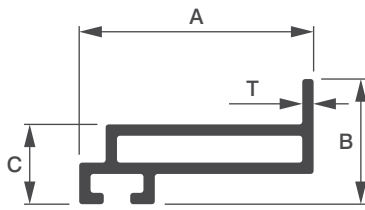
SUB FRAMES



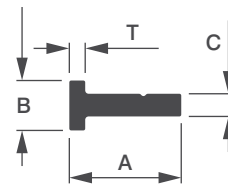
Sl. No.	Sec. No.	A	B	C	T	Wt. Range KG/12'
1	5473	24.00	31.48	5.25	1.05	1.100 - 1.600



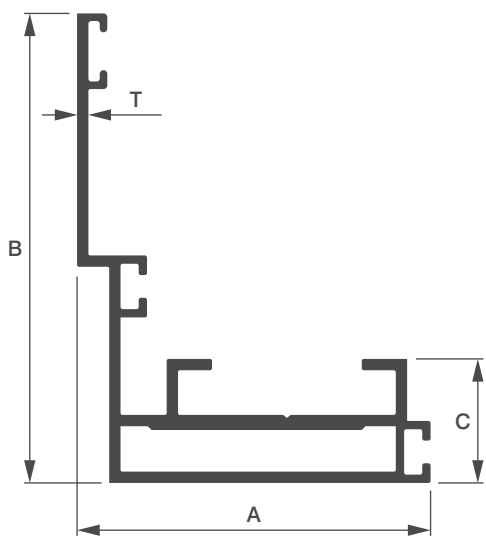
Sl. No.	Sec. No.	A	B	C	T	Wt. Range KG/12'
1	5474	29.00	20.18	2.00	1.23	0.650 - 1.250



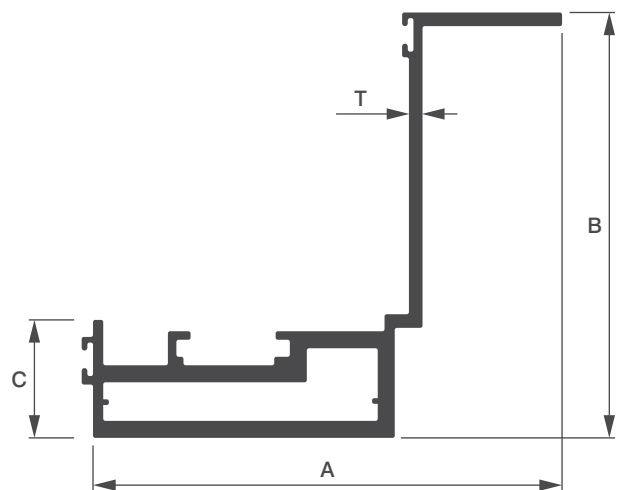
Sl. No.	Sec. No.	A	B	C	T	Wt. Range KG/12'
1	8012	31.00	16.55	10.55	1.50	1.150 - 1.350



Sl. No.	Sec. No.	A	B	C	T	Wt. Range KG/12'
1	8013	14.80	6.60	3.00	2.10	0.500 - 0.700



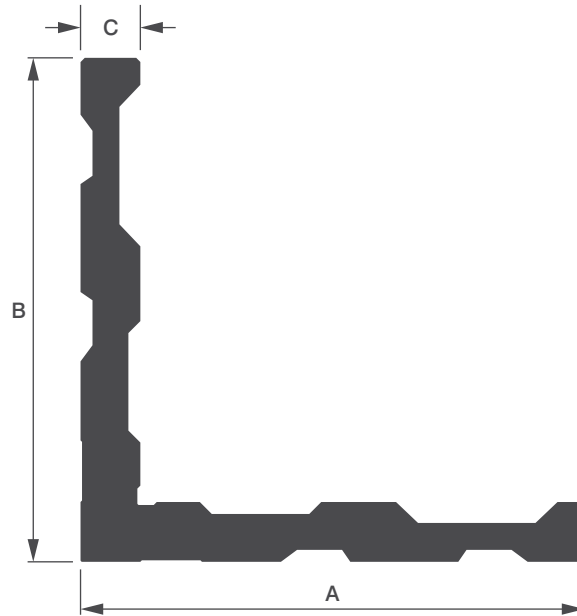
Sl. No.	Sec. No.	A	B	C	T	Wt. Range KG/12'
1	8007	46.75	62.10	16.40	1.50	2.900 - 3.500



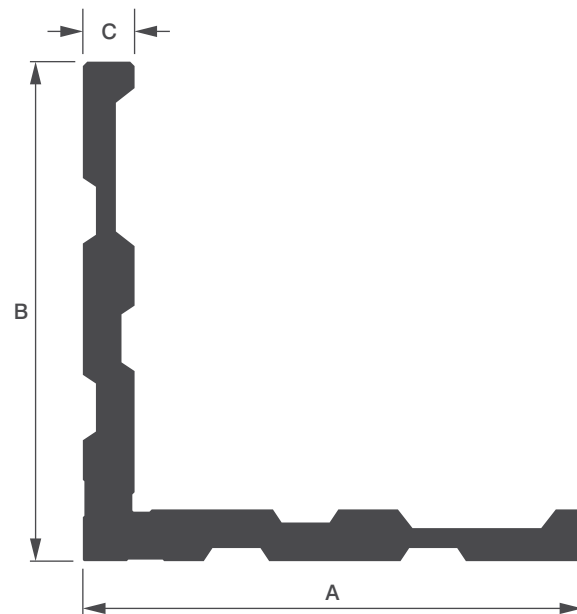
Sl. No.	Sec. No.	A	B	C	T	Wt. Range KG/12'
1	5465	82.70	75.00	20.80	2.40	6.300 - 6.900



SUB FRAMES



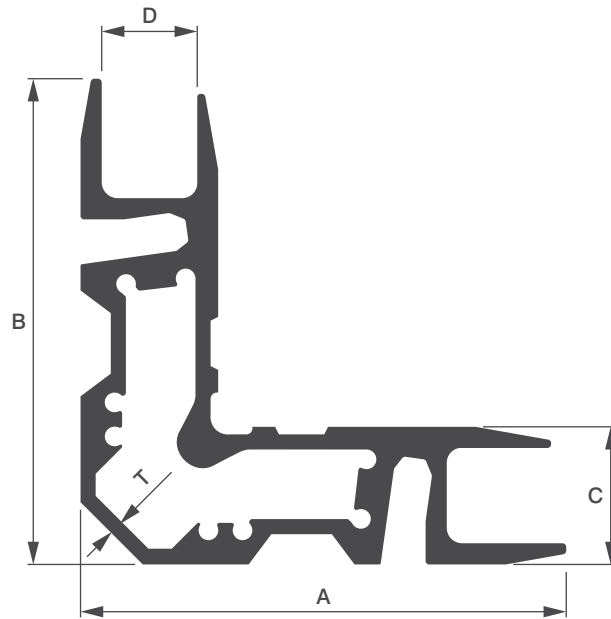
Sl. No.	Sec. No.	A	B	C	Wt. Range KG/12'
1	5478	84.25	84.25	10.00	12.450 - 12.950



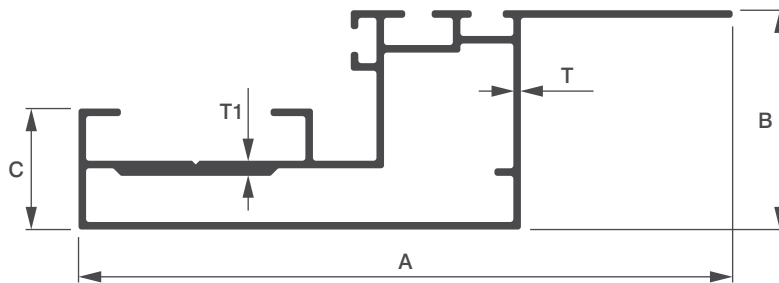
Sl. No.	Sec. No.	A	B	C	Wt. Range KG/12'
1	5479	80.15	80.15	8.30	9.900 - 10.500



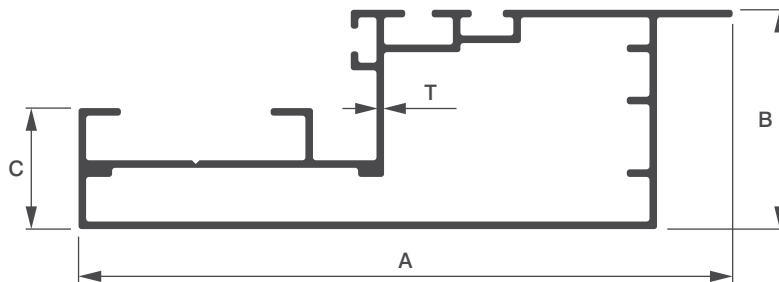
SUB FRAMES



Sl. No.	Sec. No.	A	B	C	D	T	Wt. Range KG/12'
1	5480	64.20	64.20	18.20	12.60	2.00	7.100 - 7.700



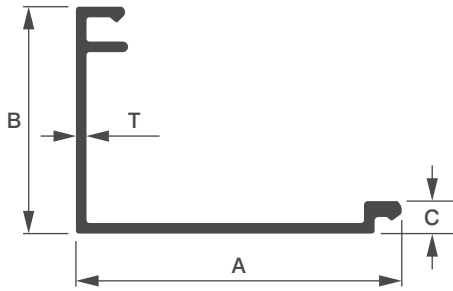
Sl. No.	Sec. No.	A	B	C	T	T1	Wt. Range KG/12'
1	7337	86.50	29.00	16.00	1.00	2.00	2.600 - 3.100



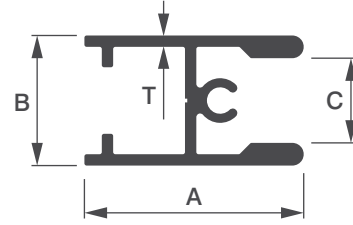
Sl. No.	Sec. No.	A	B	C	T	Wt. Range KG/12'
1	7338	86.50	29.00	16.00	1.00	2.800 - 3.400



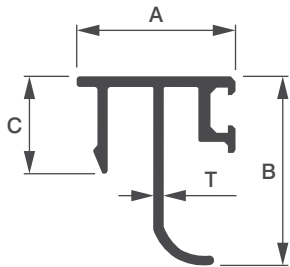
SUB FRAMES



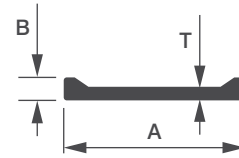
Sl. No.	Sec. No.	A	B	C	T	Wt. Range KG/12'
1	5488	43.10	30.00	4.30	1.40	1.200 - 1.600



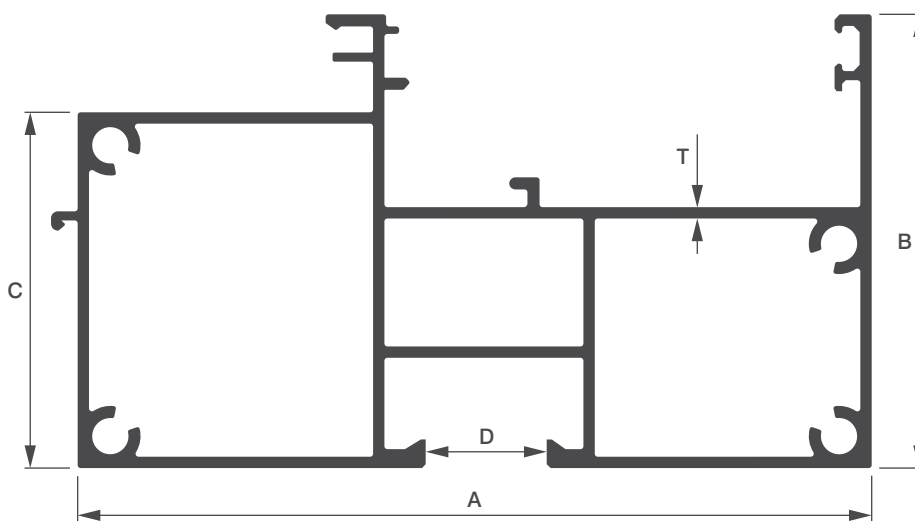
Sl. No.	Sec. No.	A	B	C	T	Wt. Range KG/12'
1	5485	29.00	17.20	11.20	1.50	1.500 - 1.950



Sl. No.	Sec. No.	A	B	C	T	Wt. Range KG/12'
1	5486	21.00	25.00	12.90	1.40	1.000 - 1.300



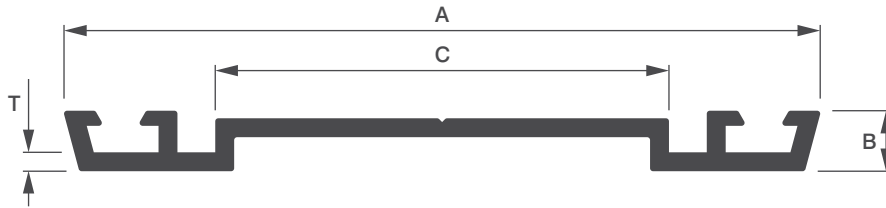
Sl. No.	Sec. No.	A	B	T	Wt. Range KG/12'
1	5487	24.00	3.00	1.80	0.450 - 0.750



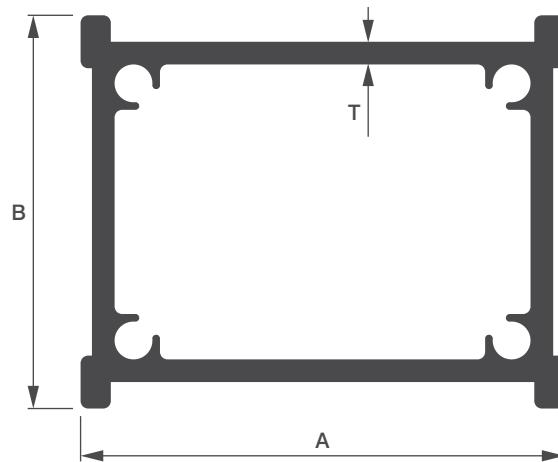
Sl. No.	Sec. No.	A	B	C	D	T	Wt. Range KG/12'
1	5489	105.00	60.00	47.00	16.00	1.50	7.400 - 7.950



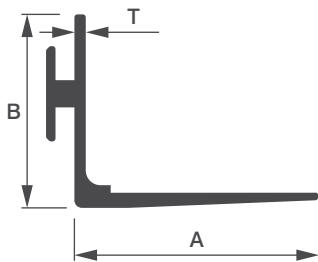
SUB FRAMES



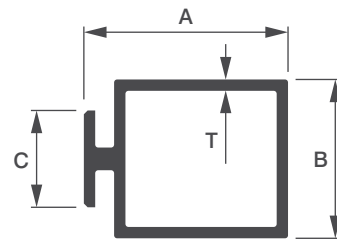
Sl. No.	Sec. No.	A	B	C	T	Wt. Range KG/12'
1	5355	100.00	8.00	60.00	2.50	3.300 - 3.900



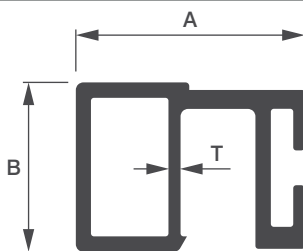
Sl. No.	Sec. No.	A	B	T	Wt. Range KG/12'
1	5356	64.00	52.00	3.00	7.000 - 7.600



Sl. No.	Sec. No.	A	B	T	Wt. Range KG/12'
1	5358	32.36	25.60	1.50	1.100 - 1.500



Sl. No.	Sec. No.	A	B	C	T	Wt. Range KG/12'
1	5363	27.00	21.00	12.80	1.50	1.450 - 1.950



Sl. No.	Sec. No.	A	B	T	Wt. Range KG/12'
1	5361	30.30	22.40	1.60	2.300 - 2.800



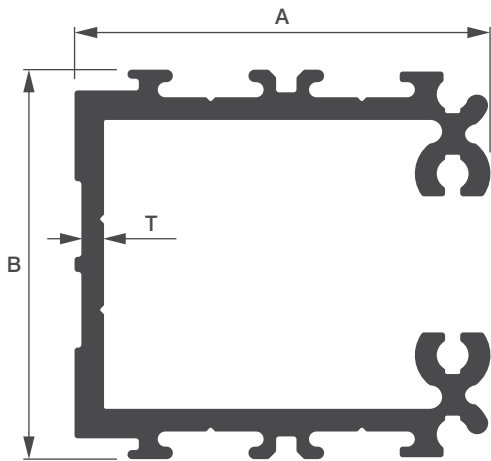
Sl. No.	Sec. No.	A	B	T	Wt. Range KG/12'
1	5362	21.00	5.50	1.50	0.550 - 1.000



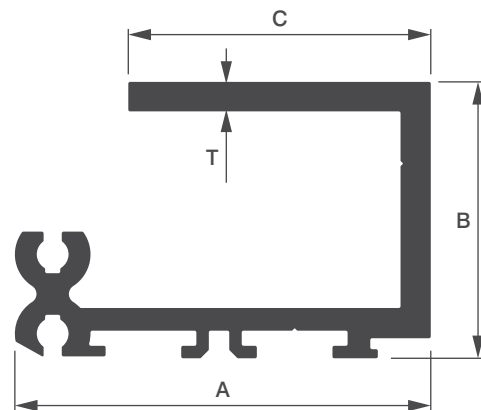
SUB FRAMES



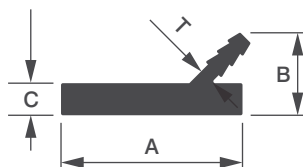
Sl. No.	Sec. No.	A	B	T	Wt. Range KG/12'
1	5375	120.00	37.52	2.00	3.900 - 4.200



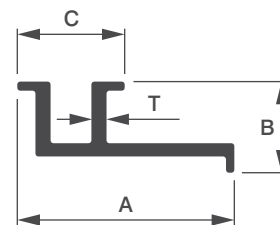
Sl. No.	Sec. No.	A	B	T	Wt. Range KG/12'
1	5351	55.00	51.50	3.00	6.600 - 7.000



Sl. No.	Sec. No.	A	B	C	T	Wt. Range KG/12'
1	5322	55.00	36.55	40.00	3.90	1.450 - 1.600



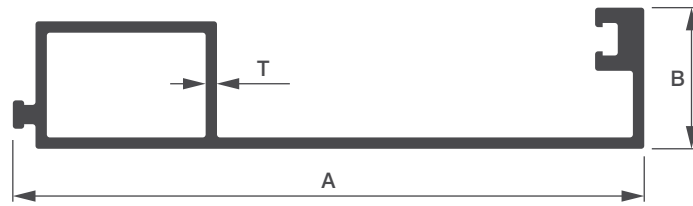
Sl. No.	Sec. No.	A	B	C	T	Wt. Range KG/12'
1	7901	24.00	10.90	4.24	2.00	1.200 - 1.750



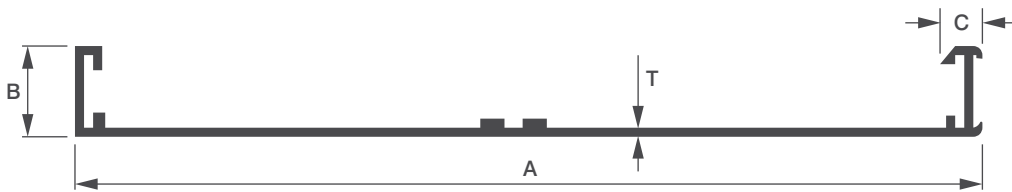
Sl. No.	Sec. No.	A	B	C	T	Wt. Range KG/12'
1	7707	28.70	12.05	14.20	2.00	0.850 - 1.350




SUB FRAMES



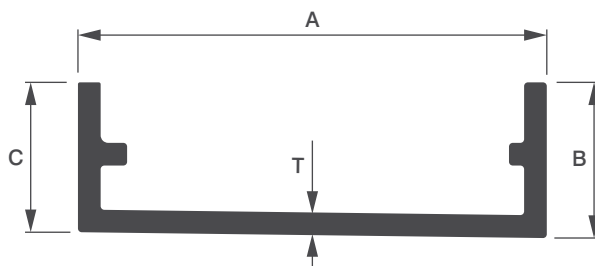
Sl. No.	Sec. No.	A	B	T	Wt. Range KG/12'
1	5231	83.50	18.66	1.50	2.550 - 2.750



Sl. No.	Sec. No.	A	B	C	T	Wt. Range KG/12'
1	5232	150.00	15.00	7.00	1.50	2.950 - 3.250



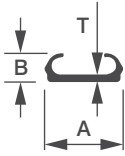
Sl. No.	Sec. No.	A	B	C	T	Wt. Range KG/12'
1	5370	195.00	22.00	8.90	4.00	8.300 - 8.800



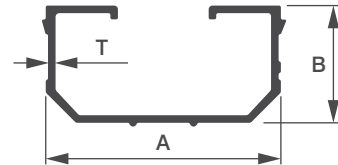
Sl. No.	Sec. No.	A	B	C	T	Wt. Range KG/12'
1	8008	62.00	20.58	19.82	3.00	3.000 - 3.500



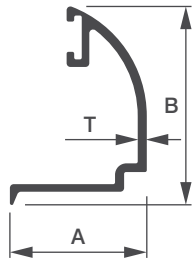
SUB FRAMES



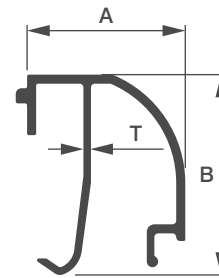
Sl. No.	Sec. No.	A	B	T	Wt. Range KG/12'
1	5501	10.40	3.80	1.00	0.150 - 0.350



Sl. No.	Sec. No.	A	B	T	Wt. Range KG/12'
1	5502	31.10	15.50	1.00	0.750 - 1.150



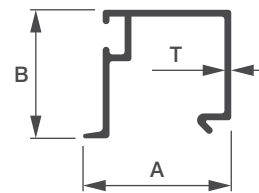
Sl. No.	Sec. No.	A	B	T	Wt. Range KG/12'
1	5503	18.10	26.25	1.20	0.600 - 1.100



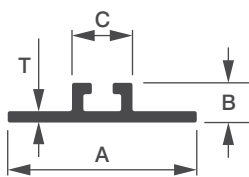
Sl. No.	Sec. No.	A	B	T	Wt. Range KG/12'
1	5504	20.90	26.50	1.00	0.900 - 1.300



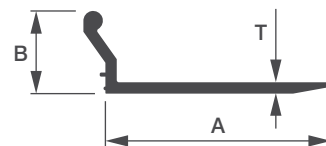
Sl. No.	Sec. No.	A	B	T	Wt. Range KG/12'
1	5505	30.00	4.20	1.20	0.400 - 0.600



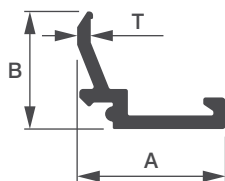
Sl. No.	Sec. No.	A	B	T	Wt. Range KG/12'
1	5506	19.60	17.00	0.90	0.500 - 0.700



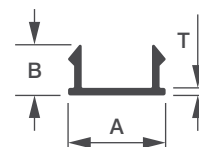
Sl. No.	Sec. No.	A	B	C	T	Wt. Range KG/12'
1	5507	25.00	5.25	8.00	1.50	0.500 - 0.850



Sl. No.	Sec. No.	A	B	T	Wt. Range KG/12'
1	5508	29.85	10.93	1.50	0.550 - 0.950



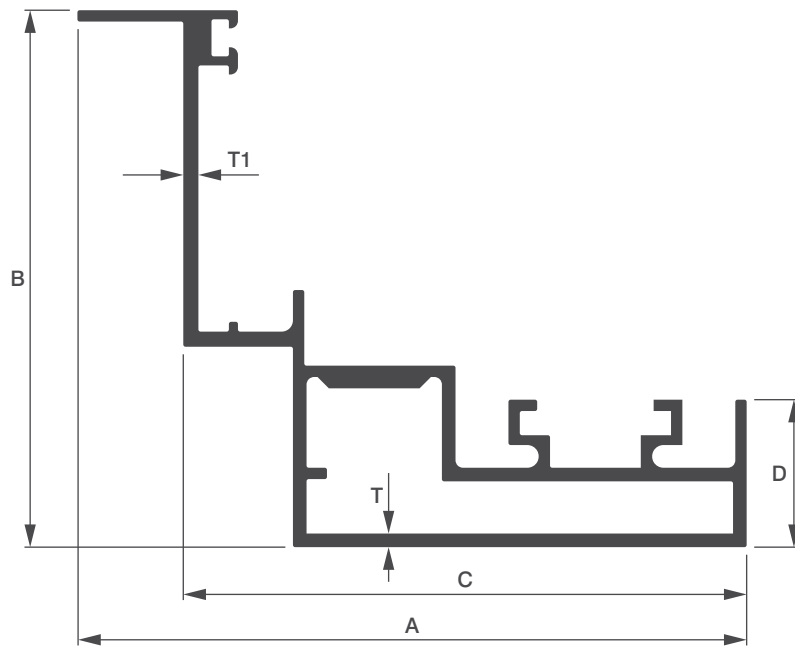
Sl. No.	Sec. No.	A	B	T	Wt. Range KG/12'
1	5509	19.62	15.55	1.80	0.650 - 0.850



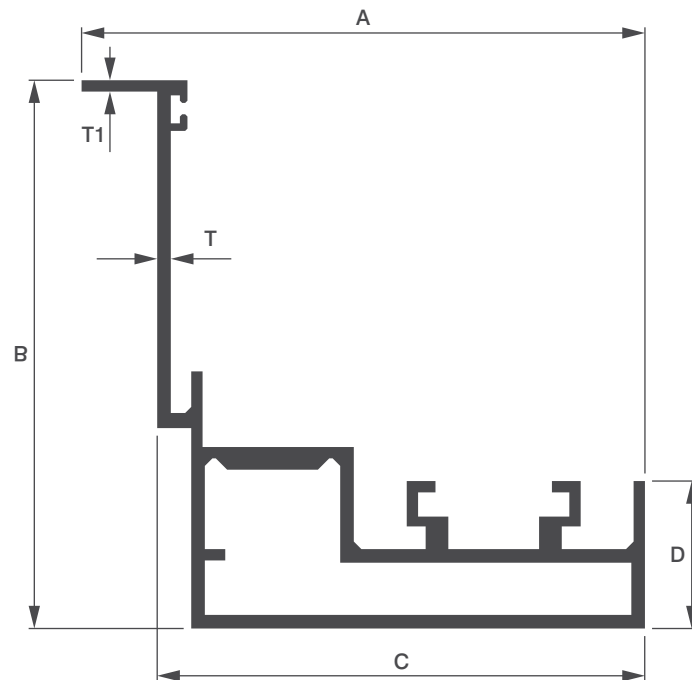
Sl. No.	Sec. No.	A	B	T	Wt. Range KG/12'
1	5510	12.90	6.70	1.00	0.220 - 0.550



SUB FRAMES



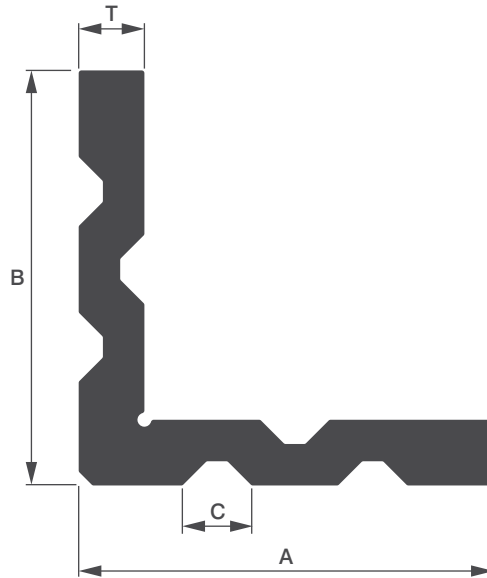
Sl. No.	Sec. No.	A	B	C	D	T	T1	Wt. Range KG/12'
1	5538	88.50	71.00	74.50	19.50	1.80	2.00	11.400 - 12.100



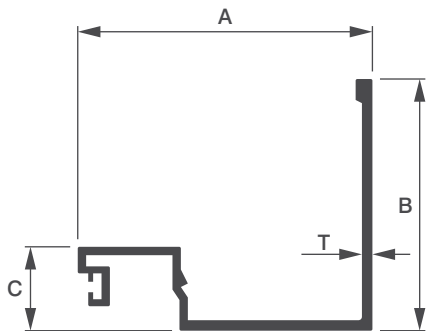
Sl. No.	Sec. No.	A	B	C	D	T	T1	Wt. Range KG/12'
1	5568	74.50	72.50	64.50	19.50	1.80	1.50	4.900 - 5.500



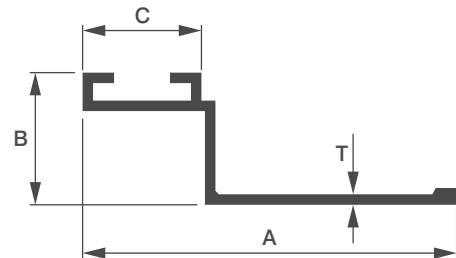
SUB FRAMES



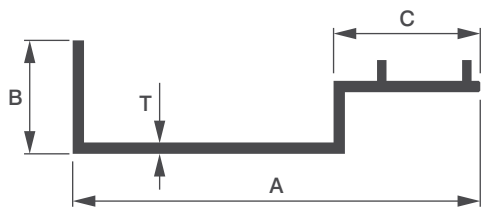
Sl. No.	Sec. No.	A	B	C	T	Wt. Range KG/12'
1	5572	60.00	60.00	10.00	9.50	8.900 - 9.600
2	5581	60.00	60.00	10.00	8.50	7.950 - 8.500



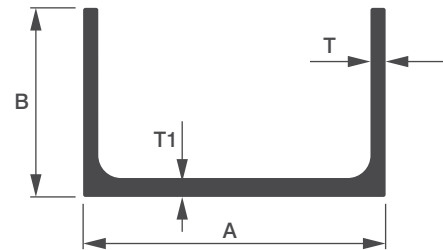
Sl. No.	Sec. No.	A	B	C	T	Wt. Range KG/12'
1	5567	42.15	36.00	12.00	1.50	1.400 - 1.900



Sl. No.	Sec. No.	A	B	C	T	Wt. Range KG/12'
1	5569	53.50	18.90	17.00	1.50	1.200 - 1.700



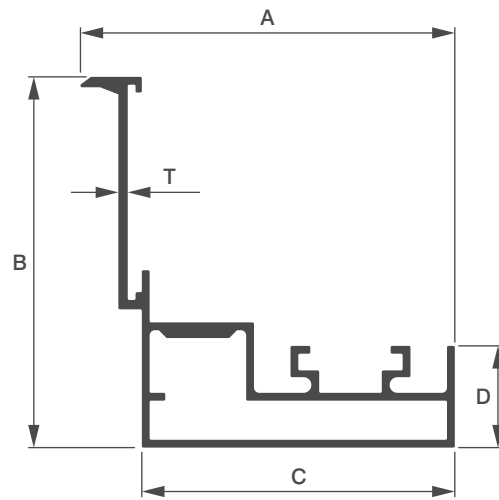
Sl. No.	Sec. No.	A	B	C	T	Wt. Range KG/12'
1	5570	53.90	15.00	19.40	1.50	1.100 - 1.500



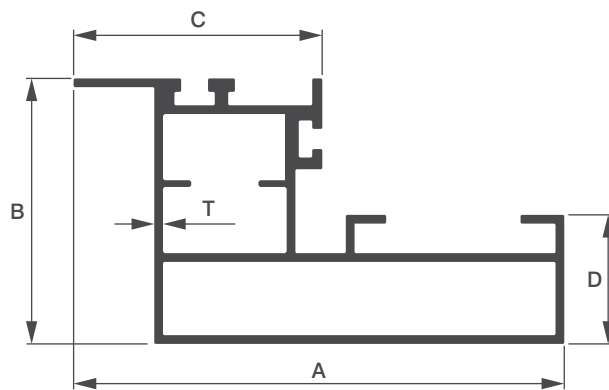
Sl. No.	Sec. No.	A	B	T	T1	Wt. Range KG/12'
1	5571	40.00	25.00	2.00	2.50	1.900 - 2.500



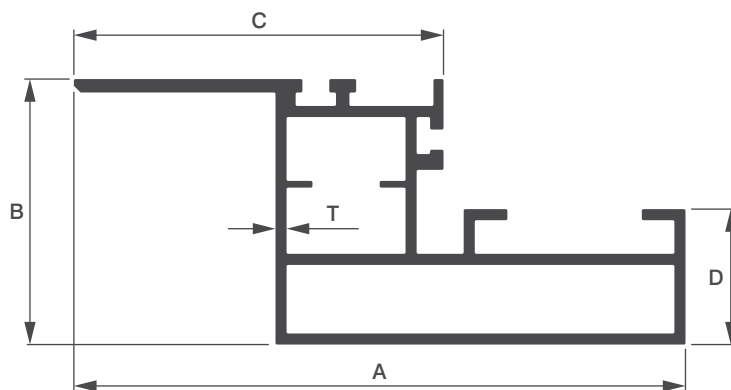
SUB FRAMES



Sl. No.	Sec. No.	A	B	C	D	T	Wt. Range KG/12'
1	5578	71.75	71.10	60.00	19.50	1.80	4.400 - 4.900



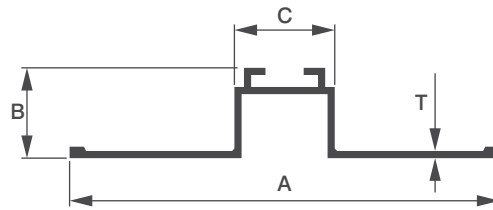
Sl. No.	Sec. No.	A	B	C	D	T	Wt. Range KG/12'
1	5586	73.00	39.50	37.00	19.20	1.30	3.650 - 4.000



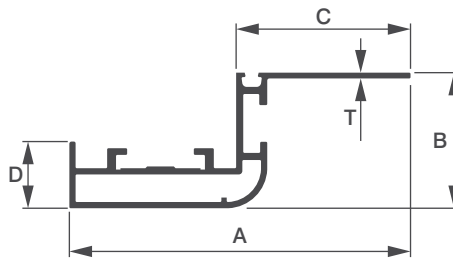
Sl. No.	Sec. No.	A	B	C	D	T	Wt. Range KG/12'
1	5587	91.00	39.50	55.00	20.20	1.65	4.850 - 5.200



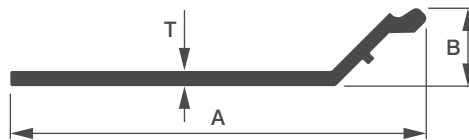
SUB FRAMES



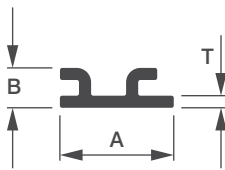
Sl. No.	Sec. No.	A	B	C	T	Wt. Range KG/12'
1	5592	90.00	18.90	21.00	1.50	1.950 - 2.650



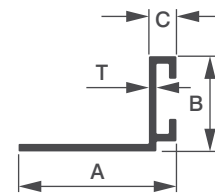
Sl. No.	Sec. No.	A	B	C	D	T	Wt. Range KG/12'
1	5575	76.80	30.50	39.20	15.00	1.30	2.700 - 3.200



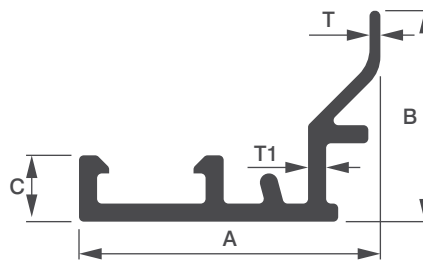
Sl. No.	Sec. No.	A	B	T	Wt. Range KG/12'
1	5593	55.00	10.30	2.00	1.100 - 1.600



Sl. No.	Sec. No.	A	B	T	Wt. Range KG/12'
1	5576	15.10	5.27	1.60	0.400 - 0.900



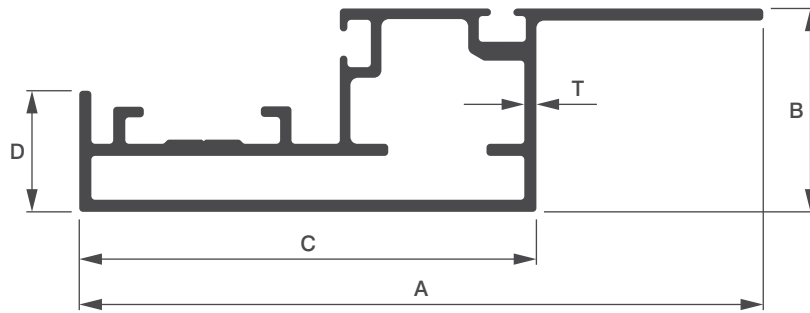
Sl. No.	Sec. No.	A	B	C	T	Wt. Range KG/12'
1	5643	31.50	19.00	5.50	1.50	0.850 - 1.050



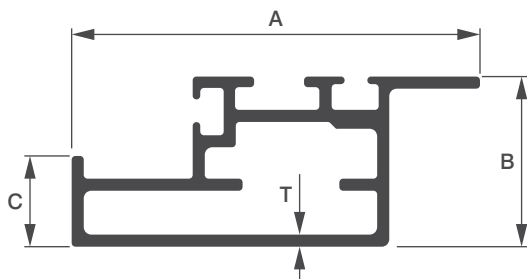
Sl. No.	Sec. No.	A	B	C	T	T1	Wt. Range KG/12'
1	5588	25.00	17.50	5.50	1.80	3.00	0.750 - 1.250



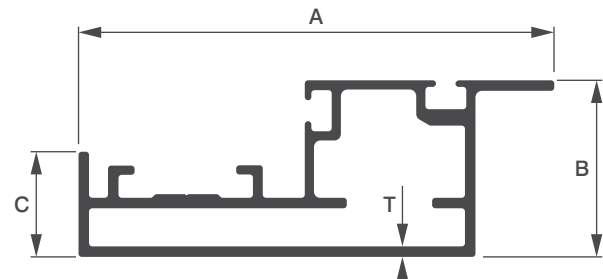
SUB FRAMES



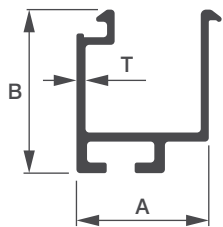
Sl. No.	Sec. No.	A	B	C	D	T	Wt. Range KG/12'
1	5619	90.45	26.90	60.45	16.00	1.60	3.800 - 4.300



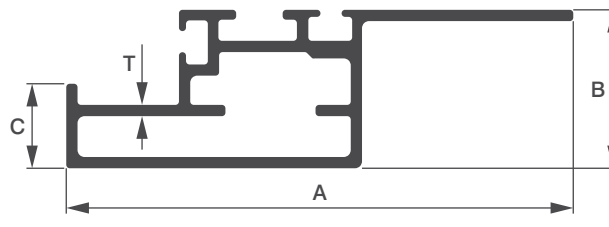
Sl. No.	Sec. No.	A	B	C	T	Wt. Range KG/12'
1	5615	54.00	22.50	12.00	1.60	2.600 - 2.900



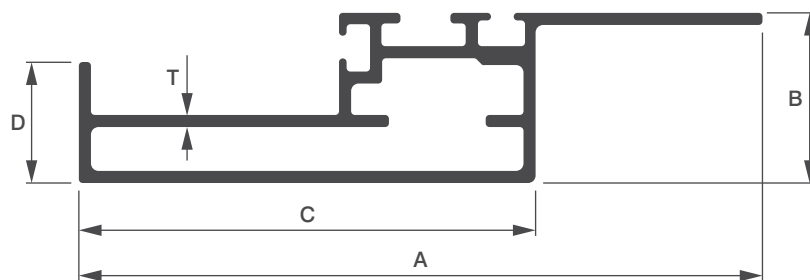
Sl. No.	Sec. No.	A	B	C	T	Wt. Range KG/12'
1	5616	72.45	26.90	16.00	1.60	3.550 - 3.950



Sl. No.	Sec. No.	A	B	T	Wt. Range KG/12'
1	5617	17.50	21.60	1.20	0.800 - 1.100



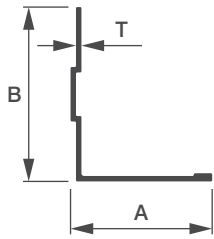
Sl. No.	Sec. No.	A	B	C	T	Wt. Range KG/12'
1	5618	72.00	22.50	12.00	1.60	2.900 - 3.300



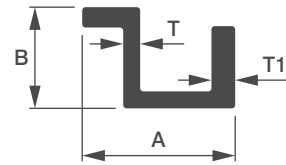
Sl. No.	Sec. No.	A	B	C	D	T	Wt. Range KG/12'
1	5594	90.40	22.50	60.40	16.00	1.60	3.500 - 4.200



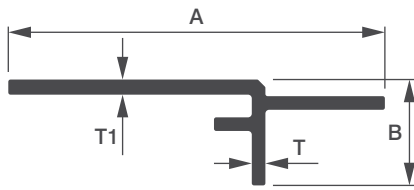
SUB FRAMES



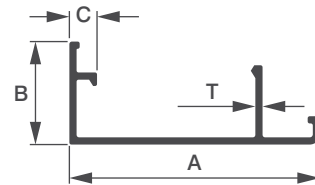
Sl. No.	Sec. No.	A	B	T	Wt. Range KG/12'
1	5622	25.00	32.00	1.00	0.550 - 0.950



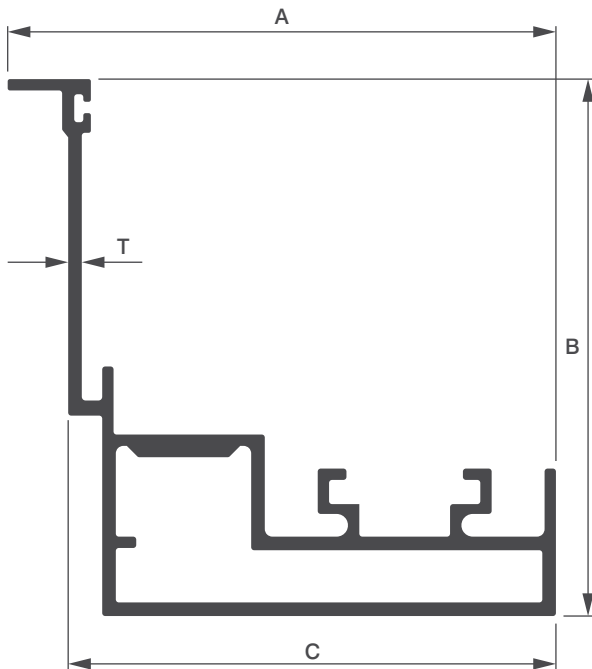
Sl. No.	Sec. No.	A	B	T	T1	Wt. Range KG/12'
1	5623	22.50	14.90	2.50	3.50	1.200 - 1.550



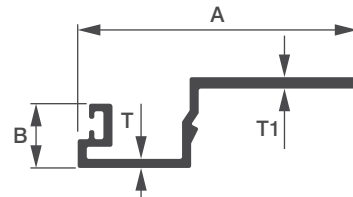
Sl. No.	Sec. No.	A	B	T	T1	Wt. Range KG/12'
1	5624	49.80	14.00	1.80	2.00	1.200 - 1.500



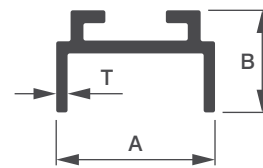
Sl. No.	Sec. No.	A	B	C	T	Wt. Range KG/12'
1	5626	48.70	20.00	5.37	1.40	1.250 - 1.550



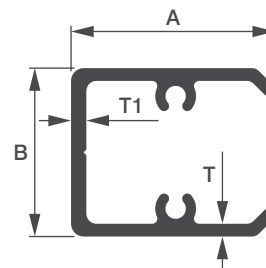
Sl. No.	Sec. No.	A	B	C	T	Wt. Range KG/12'
1	5628	72.50	70.60	64.50	1.80	4.800 - 5.300



Sl. No.	Sec. No.	A	B	T	T1	Wt. Range KG/12'
1	5629	37.00	8.50	1.20	1.50	0.750 - 1.050



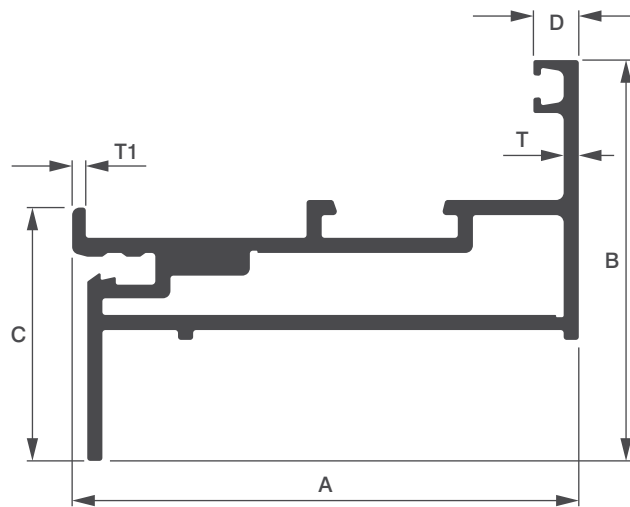
Sl. No.	Sec. No.	A	B	T	Wt. Range KG/12'
1	5630	20.70	13.50	1.50	0.800 - 1.100



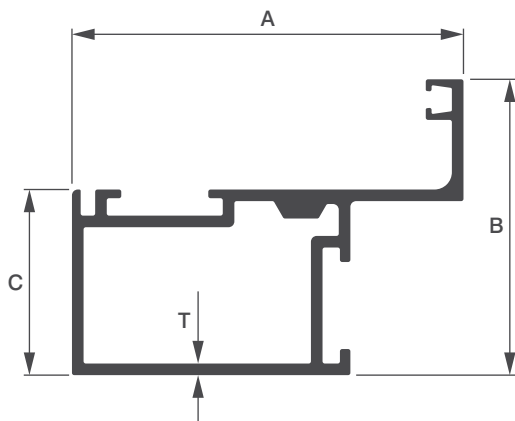
Sl. No.	Sec. No.	A	B	T	T1	Wt. Range KG/12'
1	5631	40.00	33.00	2.50	3.00	3.350 - 3.650



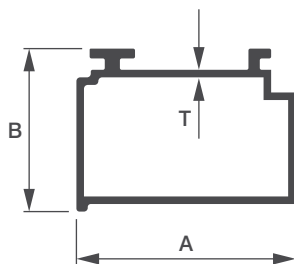
SUB FRAMES



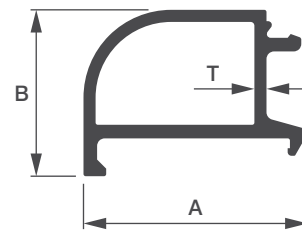
Sl. No.	Sec. No.	A	B	C	D	T	T1	Wt. Range KG/12'
1	5651	67.00	53.00	33.50	6.00	2.00	1.80	4.750 - 5.150



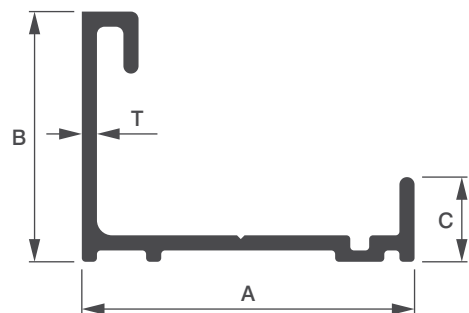
Sl. No.	Sec. No.	A	B	C	T	Wt. Range KG/12'
1	5652	67.50	51.00	32.00	2.00	4.550 - 4.950



Sl. No.	Sec. No.	A	B	T	Wt. Range KG/12'
1	8005	29.00	21.55	1.00	1.050 - 1.550



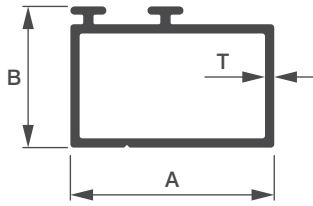
Sl. No.	Sec. No.	A	B	T	Wt. Range KG/12'
1	5654	29.66	22.00	1.60	1.500 - 1.800



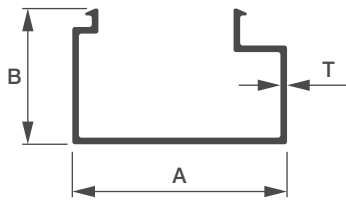
Sl. No.	Sec. No.	A	B	C	T	Wt. Range KG/12'
1	8006	44.00	33.10	11.20	2.00	1.950 - 2.550



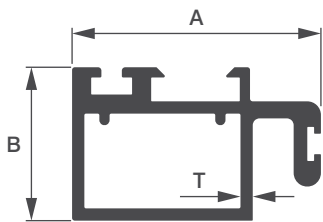
SUB FRAMES



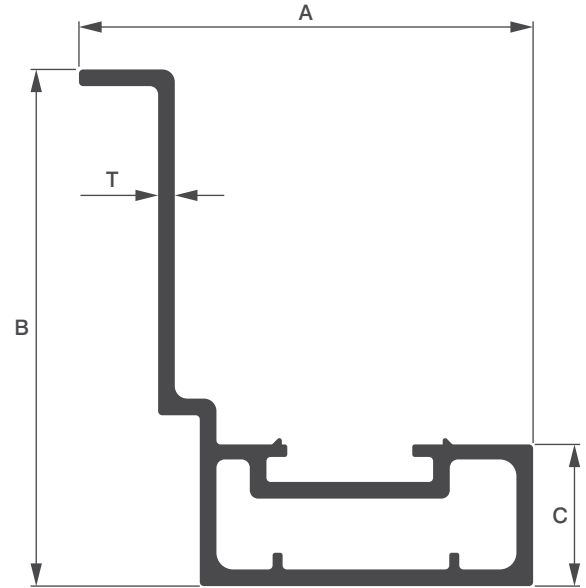
Sl. No.	Sec. No.	A	B	T	Wt. Range KG/12'
1	7803	29.75	20.60	1.35	1.300 - 1.500



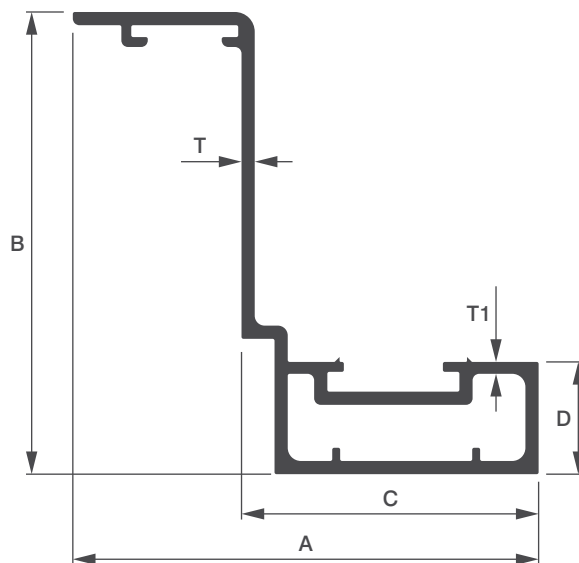
Sl. No.	Sec. No.	A	B	T	Wt. Range KG/12'
1	7804	32.50	20.53	1.00	0.800 - 0.900



Sl. No.	Sec. No.	A	B	T	Wt. Range KG/12'
1	7808	36.5	22.50	1.80	2.500 - 2.700



Sl. No.	Sec. No.	A	B	C	T	Wt. Range KG/12'
1	7840	54.50	62.00	17.00	2.00	3.500 - 4.300



Sl. No.	Sec. No.	A	B	C	D	T	T1	Wt. Range KG/12'
1	7860	70.55	70.00	45.00	17.00	2.00	1.80	4.100 - 4.800