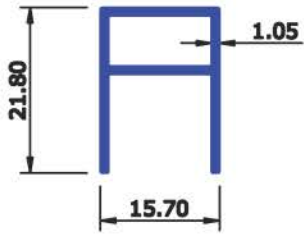
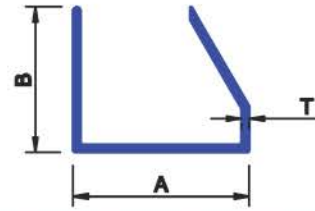


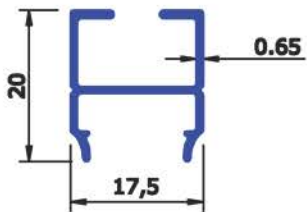
BOARD SECTIONS



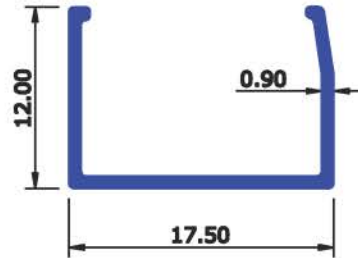
SEC NO : 4101 WEIGHT Kg/Mtr 0.169



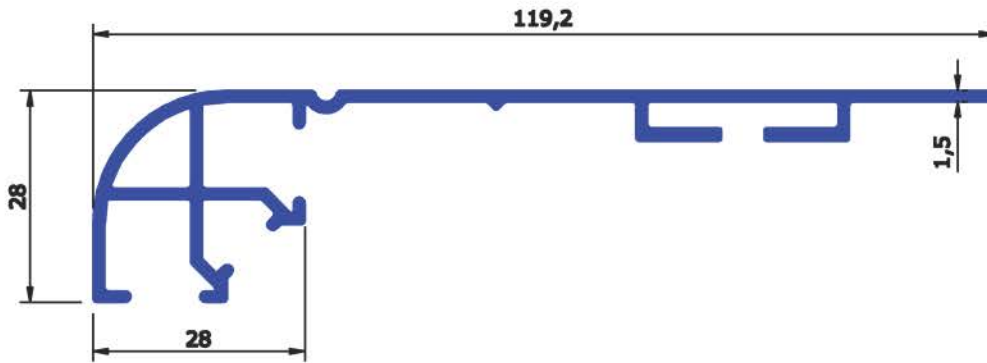
SL No.	SECTION No.	A	B	T	WEIGHT KG/Mtr
1	7943	23.40	19.30	0.75	0.087
2	4113	23.40	19.30	1.00	0.150



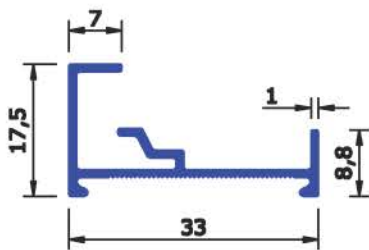
SEC NO : 4127 WEIGHT Kg/Mtr 0.163



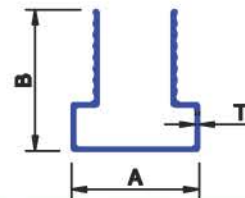
SEC NO : 4157 WEIGHT Kg/Mtr 0.095



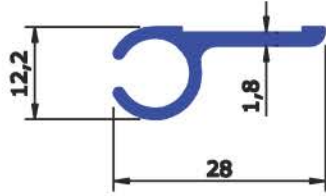
SECTION No : 4161 WEIGHT Kg/Mtr 0.982



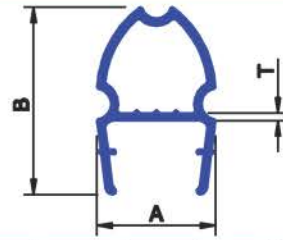
SEC No : 4215 WEIGHT Kg/Mtr 0.203



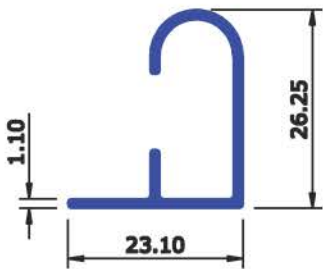
S. NO.	SECTION NO.	A	B	T	WEIGHT KG/Mtr
1	9720	16.80	19.00	0.50	0.068
2	4224	16.90	18.70	0.50	0.068
3	4216	16.90	18.70	0.90	0.081



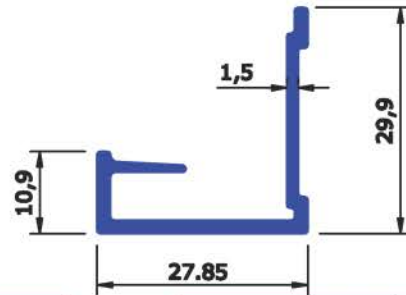
SEC No : 4217 WEIGHT Kg/Mtr 0.213




SL No.	SECTION No.	A	B	T	WEIGHT KG/Mtr
1	4240	15.00	24.80	0.87	0.142
2	4222	15.00	24.80	1.00	0.163



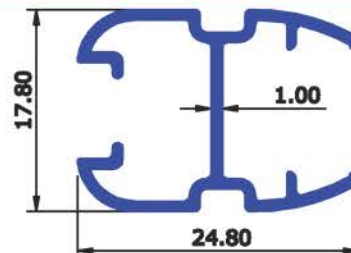
SEC No : 4545 WEIGHT Kg/Mtr 0.229



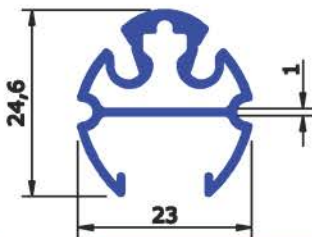
SEC No : 4547 WEIGHT Kg/Mtr 0.336



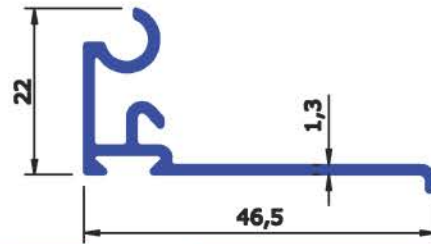
SEC No : 4548 WEIGHT Kg/Mtr 0.352



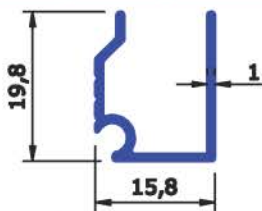
SEC No : 5031 WEIGHT Kg/Mtr 0.473



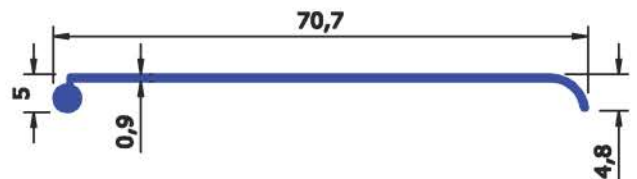
SEC No : 5032 WEIGHT Kg/Mtr 0.328



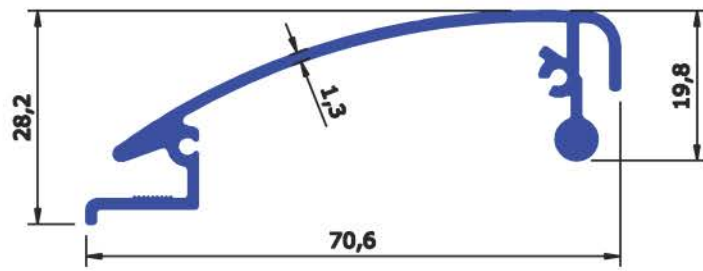
SEC No : 5034 WEIGHT Kg/Mtr 0.335



SEC No : 4783 WEIGHT Kg/Mtr 0.152



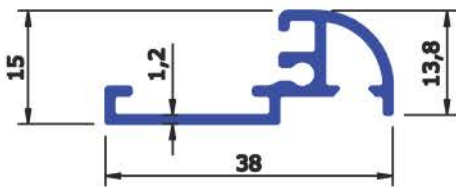
SEC No : 4796 WEIGHT Kg/Mtr 0.201



SECTION No : 5033

WEIGHT Kg/Mtr

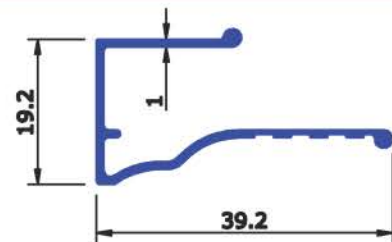
0.564



SEC No : 9031

WEIGHT Kg/Mtr

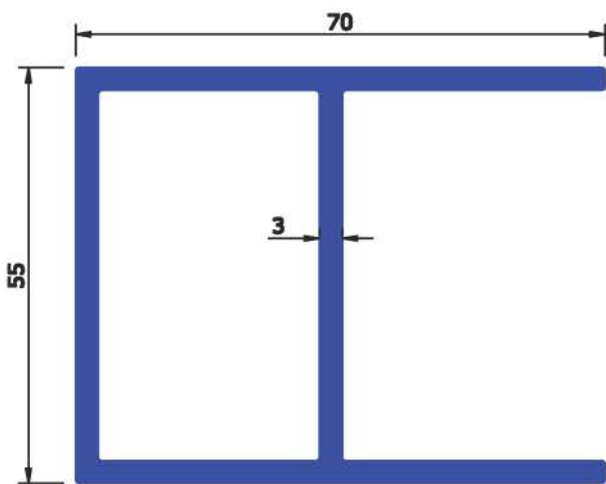
0.277



SEC No : 4659

WEIGHT Kg/Mtr

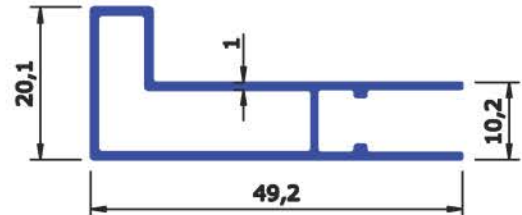
0.218



SEC No: 7842

WEIGHT KG/Mtr

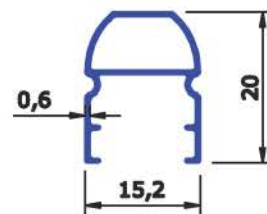
1.885



SEC No: 7940

WEIGHT KG/Mtr

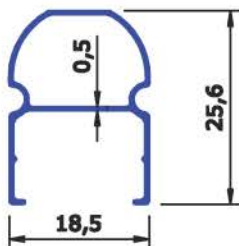
0.358



SEC No: 7939

WEIGHT KG/Mtr

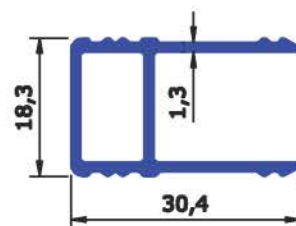
0.114



SEC No : 4158

WEIGHT Kg/Mtr

0.124



SEC No : 7910

WEIGHT Kg/Mtr

0.338

BOARD SECTIONS

