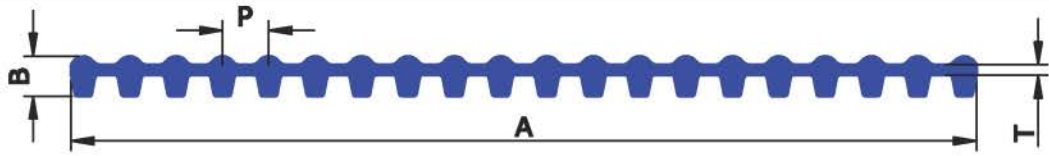
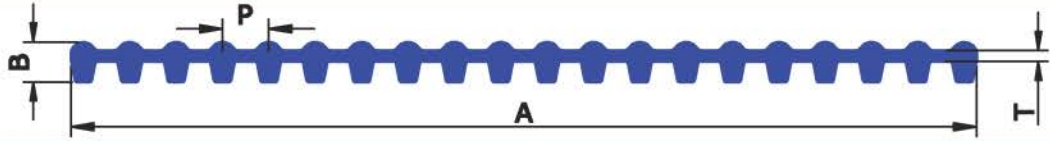


GRILL SECTIONS



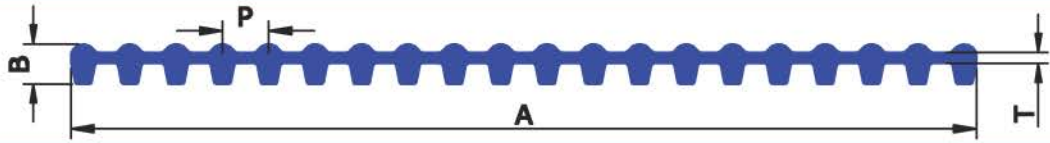
SL. No.	SECTION No.	A	B	T	P	No.GRV	WEIGHT RANGE KG/12'
1	4162	166.00	7.30	2.00	8.50	19.00	1.912
2	4167/R	149.00	6.50	2.00	8.50	17.00	1.584
3	4171	170.80	10.00	2.00	9.20	18.00	2.568
4	4177	143.20	10.00	2.00	9.20	15.00	2.158
5	4264	183.00	7.00	2.00	8.50	21.00	2.049
6	4265	200.00	7.00	2.00	8.50	23.00	2.240
7	4266	222.00	7.00	2.00	7.50	29.00	2.486
8	4537	161.58	7.29	2.20	9.20	17.00	2.185
9	4267	140.00	6.50	1.60	8.00	17.00	1.393
10	4268	156.00	6.50	1.60	8.00	19.00	1.557
11	4269	172.00	6.50	1.60	8.00	21.00	1.639
12	4270	188.00	6.50	1.60	8.00	23.00	1.796
13	4271	204.00	6.50	1.60	8.00	25.00	1.939
14	4272	220.00	6.50	1.60	8.00	27.00	2.096
15	4273	236.00	6.50	1.60	8.00	29.00	2.322
16	4274	191.00	11.50	2.20	12.20	15.00	3.620
17	4275	253.40	5.65	1.80	8.00	31.00	2.254
18	4276	217.00	6.50	2.00	8.50	25.00	2.431
19	4277	236.20	6.50	2.00	8.40	27.00	2.581
20	4278	198.30	10.00	2.00	9.30	21.00	2.950
21	4279	223.50	9.50	2.00	9.00	28.00	3.387
22	4280	217.00	7.00	2.00	8.50	25.00	2.404
23	4281	149.00	7.50	1.80	8.50	17.00	1.721
24	4282	183.00	7.50	1.80	8.50	21.00	2.131
25	4283	200.00	7.50	1.80	8.50	23.00	2.322
26	4284	217.00	7.50	1.80	8.50	25.00	2.513
27	4285	234.00	7.50	1.80	8.50	27.00	2.704
28	4288	251.00	7.50	1.80	8.50	29.00	2.923
29	4289	216.80	9.50	2.00	9.20	23.00	3.251
30	4290	235.20	9.50	2.00	9.20	25.00	3.524
31	4291	253.60	9.50	2.00	9.20	27.00	3.797
32	4292	252.00	6.50	1.60	8.00	31.00	2.404
33	4293	156.00	5.50	1.60	8.00	19.00	1.311
34	4294	204.00	5.50	1.60	8.00	25.00	1.775
35	4295	236.00	5.50	1.60	8.00	29.00	2.049

GRILL SECTIONS

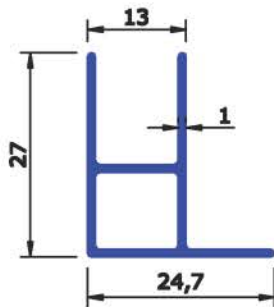


SL No.	SECTION No.	A	B	T	P	No.GRV	WEIGHT KG/Mtr
36	4296	139.85	5.50	1.60	8.00	17.00	1.174
37	4297	171.85	5.50	1.60	8.00	21.00	1.448
38	4298	251.00	7.00	2.00	8.50	29.00	2.759
39	4360	139.85	6.00	1.60	8.00	17.00	1.229
40	4362	171.85	6.00	1.60	8.00	21.00	1.530
41	4363	187.85	6.00	1.60	8.00	23.00	1.693
42	4364	203.85	6.00	1.60	8.00	25.00	1.830
43	4365	219.85	6.00	1.50	8.00	27.00	1.967
44	4366	235.85	6.00	1.60	8.00	29.00	2.131
45	4367	161.45	9.50	2.00	9.20	17.00	1.393
46	4368	179.85	9.50	2.00	9.20	19.00	2.568
47	4369	148.00	6.50	1.60	8.00	18.00	1.448
48	4370	164.00	6.50	1.60	8.00	20.00	1.612
49	4371	180.00	6.50	1.60	8.00	22.00	1.748
50	4372	196.00	6.50	1.60	8.00	24.00	1.912
51	4373	212.00	5.50	1.60	8.00	26.00	2.076
52	4374/R	228.00	6.50	1.60	8.00	28.00	2.213
53	4375/R	259.00	6.50	1.60	7.60	33.00	2.459
54	4376	188.00	5.50	1.60	8.00	23.00	1.612
55	4377	220.00	5.50	1.60	8.00	27.00	1.885
56	4378	258.00	5.50	1.60	7.60	33.00	2.158
57	4379	264.00	9.50	2.00	8.80	29.00	3.688
58	4299	179.85	10.00	2.00	9.20	19.00	2.704
59	4300	216.65	10.00	2.00	9.20	23.00	3.251
60	4341	140.30	5.20	1.80	7.60	18.00	1.174
61	4342	170.70	5.20	1.80	7.60	22.00	1.420
62	4343	208.70	5.20	1.80	7.60	27.00	1.734
63	4361	235.00	10.00	2.00	9.20	25.00	3.278
64	4359	253.40	10.00	2.00	9.20	27.00	3.797
65	4344	168.00	5.40	1.60	7.50	22.00	1.366
66	4345	206.00	5.40	1.60	7.50	27.00	1.696
67	4346	221.00	5.40	1.60	7.50	29.00	1.819
68	4347	221.10	6.00	1.60	7.50	29.00	1.844
69	4348	206.10	6.00	1.60	7.50	27.00	1.721
70	4349	191.10	6.00	1.60	7.50	25.00	1.598
71	4350	251.10	6.50	1.60	7.50	33.00	2.076

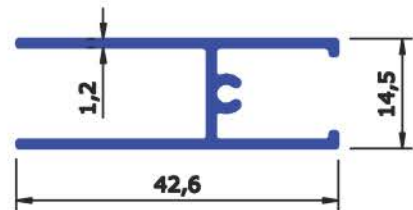
GRILL SECTIONS



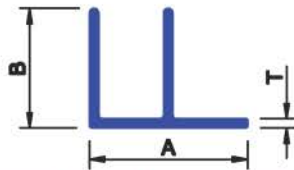
SL No.	SECTION No.	A	B	T	P	No.GRV	WEIGHT KG/Mtr
72	4338	281.05	6.50	1.60	7.50	37.00	2.322
73	4339	308.65	10.00	2.00	9.20	33.00	4.617



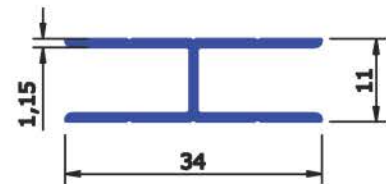
SEC No: 4534 WEIGHT KG/Mtr 0.236



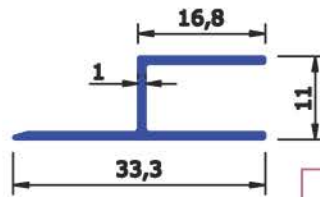
SEC No: 4180 WEIGHT KG/Mtr 0.344



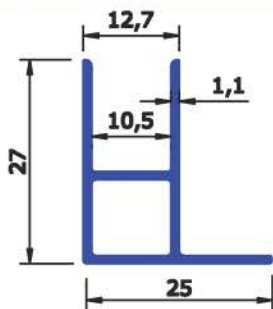
SL No.	SECTION No.	A	B	T	WEIGHT KG/Mtr
1	3008	20.50	15.40	1.00	0.106
2	3009	20.50	15.40	1.30	0.136



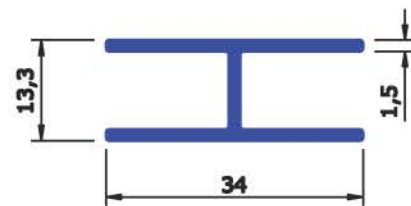
SEC No: 3010 WEIGHT KG/Mtr 0.231



SECTION No : 3011 WEIGHT KG/Mtr 0.157



SEC No: 7458 WEIGHT KG/Mtr 0.258



SEC No: 7459 WEIGHT KG/Mtr 0.316